

Virginia Department of Education

Discipline, Crime, and Violence Annual Report



**School Year
2014-2015**

August 2016

Virginia Department of Education

P. O. Box 2120

Richmond, VA 23218-2120

Dr. Steven R. Staples

Superintendent of Public Instruction

Mr. John Eisenberg

Assistant Superintendent for Special Education and Student Services

Ms. Bethann Canada

Director, Office of Information Technology

Ms. Joanne Burkholder

Director, Office of Student Services

Dr. Samantha Hollins

Director, Special Education Program Improvement

Mrs. Karen Puckett

Special Education Data Assistant

Please direct any questions about this report to Karen Puckett at:

karen.puckett@doe.virginia.gov or (804) 786-6765.

TABLE OF CONTENTS

OVERVIEW OF REPORT.....	VI
EXECUTIVE SUMMARY	1
INTRODUCTION	1
OVERVIEW OF ALL INCIDENTS	2
COMPARISON OF INCIDENTS IN 2014-2015 WITH 2013-2014 (TABLE 2)	2
INCIDENTS AGAINST STUDENTS (TABLE 3)	2
INCIDENTS AGAINST SCHOOL STAFF (TABLE 4).....	2
WEAPON INCIDENTS (TABLES 5 AND 6)	3
OVERALL DISCIPLINARY OUTCOMES (TABLE 7)	3
DISCIPLINARY OUTCOMES FOR ALCOHOL, DRUG, AND TOBACCO OFFENSES (TABLE 11)	3
DISCIPLINARY OUTCOMES FOR WEAPONS (TABLE 14)	4
GUN-FREE SCHOOLS ACT REPORT (TABLE 17).....	4
I. BACKGROUND.....	5
STATUTORY REQUIREMENTS FOR REPORTING INCIDENTS	5
STUDENT CONDUCT POLICY AND DCV REPORTING	5
DCV REPORTING	6
UNDERSTANDING INCIDENTS, OFFENSES, AND DISCIPLINARY OUTCOMES	6
THE REPORTING PROCESS.....	6
SUSPENSIONS AND EXPULSIONS.....	7
LEARNING MORE ABOUT DCV REPORTING	8
SAFE SCHOOLS INFORMATION RESOURCE	8
USE OF DCV DATA FOR SCHOOL REPORT CARDS	9
USE OF DCV DATA TO IDENTIFY PERSISTENTLY DANGEROUS SCHOOLS	9
LIMITATIONS OF DATA.....	9
CHANGES IN REPORTING REQUIREMENTS	10
VARIATIONS IN LOCAL METHODS OF COLLECTING AND MANAGING DATA.....	10
VARIATIONS IN LOCAL STUDENT CONDUCT POLICIES AND PROGRAMMING	10
II. INCIDENTS REPORTED IN 2014-2015.....	11
STATEWIDE TOTALS.....	11
CHANGES IN FREQUENCY OF INCIDENTS	14
III. DISCIPLINARY OUTCOMES.....	19
DISCIPLINARY OUTCOMES FOR ALL INCIDENTS	19
DISCIPLINARY OUTCOMES FOR MOST FREQUENTLY REPORTED INCIDENTS	20
SHORT-TERM SUSPENSIONS	20
LONG-TERM SUSPENSIONS	21
EXPULSIONS.....	22
DISCIPLINARY ACTIONS IN LIEU OF EXPULSIONS FOR WEAPON AND DRUG OFFENSES.....	25
IV. VIOLATIONS REPORTED AS PART OF <i>GUN-FREE SCHOOLS ACT</i> REQUIREMENTS	27
ABOUT GUN-FREE SCHOOLS ACT REPORTING.....	27
FIREARM INCIDENTS REPORTED AS PART OF THE GUN-FREE SCHOOLS ACT REPORT.	27
V. REGIONAL DATA	28
REGION I.....	30
REGION I DEMOGRAPHIC INFORMATION, 2014-2015	31

TOP 10 INCIDENTS IN REGION I, 2014-2015	32
REGION II	33
REGION II DEMOGRAPHIC INFORMATION,	34
TOP 10 INCIDENTS IN REGION II, 2014-2015	35
REGION III	36
REGION III DEMOGRAPHIC INFORMATION, 2014-2015	37
TOP 10 INCIDENTS IN REGION III, 2014-2015	38
REGION IV	39
REGION IV DEMOGRAPHIC INFORMATION, 2014-2015	40
TOP 10 INCIDENTS IN REGION IV, 2014-2015	41
REGION V	42
REGION V DEMOGRAPHIC INFORMATION, 2014-2015	43
TOP 10 INCIDENTS IN REGION V, 2014-2015	44
REGION VI	45
REGION VI DEMOGRAPHIC INFORMATION, 2014-2015	46
TOP TEN INCIDENTS IN REGION VI, 2014-2015	47
REGION VII	48
REGION VII DEMOGRAPHIC INFORMATION, 2014-2015	49
TOP 10 INCIDENTS IN REGION VII, 2014-2015	50
REGION VIII	51
REGION VIII DEMOGRAPHIC INFORMATION, 2014-2015	52
TOP 10 INCIDENTS IN REGION VIII, 2014-2015	53
VI. REGIONAL CENTERS AND PROGRAMS	54
TABLE 27. REGIONAL CENTERS/PROGRAMS, 2014-2015	54
SUPERINTENDENT'S MEMO #132-15	82
SUPTS. MEMO NO. 86	84
SUPTS. MEMO NO. 51	86
SUPTS. MEMO NO. 52	88

LIST OF TABLES

TABLE 2. COMPARISON OF INCIDENT COUNTS BY OFFENSE FROM 2013-2014 TO 2014-2015	14
TABLE 3. INCIDENTS AGAINST STUDENTS, 2014-2015	17
TABLE 4. INCIDENTS AGAINST SCHOOL STAFF, 2014-2015	18
TABLE 5. WEAPON INCIDENTS, 2014-2015	18
TABLE 6. COMPARISON OF WEAPON INCIDENTS, 2013-2014 AND 2014-2015	20
TABLE 7. DISCIPLINARY ACTION FOR ALL INCIDENTS, 2013-2014 AND 2014-2015	20
TABLE 8. TWELVE MOST FREQUENTLY REPORTED OFFENSES RESULTING IN SHORT-TERM SUSPENSIONS, 2014-2015	21

TABLE 9. FIFTEEN MOST FREQUENTLY REPORTED OFFENSES RESULTING IN LONG-TERM SUSPENSIONS, 2014-2015.....	21
TABLE 10. NINETEEN MOST FREQUENTLY REPORTED OFFENSES RESULTING IN EXPULSIONS, 2014-2015.....	22
TABLE 11. COMPARISON OF DISCIPLINARY OUTCOMES RESULTING FROM ALCOHOL OFFENSES 2013-2014 TO 2014-2015	24
TABLE 12. COMPARISON OF DISCIPLINARY OUTCOMES RESULTING FROM TOBACCO OFFENSES 2013-2014 TO 2014-2015	24
TABLE 14. COMPARISON OF DISCIPLINARY OUTCOMES RESULTING FROM WEAPONS OFFENSES 2013-2014 TO 2014-2015	25
TABLE 15. DISCIPLINARY ACTIONS IN LIEU OF EXPULSIONS 2014-2015.....	26
TABLE 17. GUN-FREE SCHOOLS ACT INCIDENTS BY GRADE LEVELS 2014-2015.....	27
TABLE 18. MAJOR OFFENSES REPORTED	29

APPENDICES

Appendix A. Applicable State and Federal Laws	57
Appendix B. Offenses Required to be Reported.....	61
Appendix C. Offense Codes Used to Identify Persistently Dangerous Schools.....	79
Appendix D. Superintendent’s Memos.....	81
Appendix E. Cross Walk For Offense Code Extractions.....	89
Appendix F. Related Documents and Information Resources.....	94

OVERVIEW OF REPORT

This report is organized into six sections:

Section I. Background – Section I provides background information about statutory requirements for reporting discipline, crime, and violence (DCV) data, the reporting process and procedures, how DCV data is used, limitations of the data, and sources of additional related information.

Section II. Incidents Reported in 2014-2015 – Section II focuses on statewide incident data with selected comparisons to previous years. Included is an overview of all incidents reported and examinations of incidents against students, incidents against staff, and weapons incidents. Numerous tables and charts provide detailed information on incidents reported.

Section III. Disciplinary Outcomes – Section III focuses on disciplinary outcomes in 2014-2015. Included are an overview of all disciplinary outcomes and examinations of offenses resulting in short-term suspensions (1-10 days), in long-term suspensions (11-364 days), in expulsions (365 days), and in modified expulsions. Disciplinary outcomes for alcohol, tobacco, and other drug-related offenses and for weapons-related offenses are also reported.

Section IV. Violations Reported as Part of the *Gun-Free Schools Act* Requirements – Section IV focuses on firearm incidents that were reported by the Virginia Department of Education (VDOE) to the United States Department of Education (USED) as part of the *Gun-Free Schools Act* requirements.

Section V. Regional Data – Section V reports data for each of Virginia’s eight Superintendents’ regions. For each region, there is a demographic profile and a summary of the most frequently reported offenses. Tables summarizing incidents are also included for each region and for school divisions within each region.

Section VI. Regional Centers and Programs – Section VI reports data for all regional centers and programs throughout Virginia. There are four categories of centers and/or programs. They are as follows: Governor’s Schools, Special Education Centers/Programs, Technical and Career Centers, and Alternative Education Centers/Programs.

Appendices provide supplementary information as follows:

Appendix A Excerpts of state and federal laws that require reporting of DCV data

Appendix B DCV offenses required to be reported

Includes definitions, disciplinary reporting requirements, and laws and regulations on which reporting is based

Appendix C Offenses used to identify “persistently dangerous schools,” as required by the federal *Every Child Succeeds Act 2015*

- Appendix D** SUPT’S Memo No. 132-15, May 22, 2015, *Discipline, Crime, and Violence Report* for School Year 2014-2015, SUPT’S Memo No. 86, May 9, 2003, Unsafe School Choice Option, SUPT’S. Memo No. 51, September 24, 2004, Persistently Dangerous Schools: Notification Procedure for Category I Incidents, and SUPT’S. Memo No. 52, December 21, 2006, *2006-2007 Discipline, Crime, and Violence Report* Collection of New In-School Suspension Data for Special Education Students; and
- Appendix E** Cross Walk For Offense Code Extractions
- Appendix F** All Incidents for All Regions by Offense Codes
- Appendix G** DCV-related Documents and Additional Information Resources

EXECUTIVE SUMMARY

Introduction

The *Code of Virginia* (§ 22.1-279.3:1) requires school divisions statewide to submit data to the Virginia Department of Education (VDOE) on incidents of discipline, crime, and violence (DCV). School divisions began reporting such data in 1991. This annual report focuses primarily on DCV data submitted for school year 2014-2015, with selected comparisons to prior years. The DCV data is also used to complete federal reports required by the *Gun-Free Schools Act of 1994* (GFSA, Sec. 14061) and the *Individuals with Disabilities Education Act* (IDEA). The GFSA requires annual reporting of the number of students suspended or expelled statewide for possessing or bringing firearms on school property; IDEA contains requirements for reporting disciplinary actions involving students with disabilities. Section 22.1-279.3:1, *Code of Virginia*, and the *Gun-Free Schools Act*, Sec. 14061, are included in Appendix A of this report.

Virginia uses incident-based reporting consistent with federal standards. The reporting process employs a well-defined set of nearly 139 offense codes (see Appendix B) and data elements that are consistent with those recommended by the National Center for Education Statistics and the National Forum on Education Statistics. “Incidents” range in seriousness from criminal acts that result in law enforcement action to minor acts of misbehavior. A single incident may involve more than one offense; an incident may also involve multiple students and result in multiple disciplinary actions. This report focuses on numbers of incidents based on offenses and numbers of disciplinary outcomes.

The DCV data reporting process is a self-reporting system. School division Superintendents are required to verify the accuracy of the data submitted to the VDOE. Readers are cautioned against making year-to-year comparisons without taking into account changes in reporting requirements. For example, the reporting criteria for the 2014 attendance data within this report reflects a 2008 amendment to the *Code of Virginia* § 22.1-277(A), which states that “Pupils may be suspended or expelled from attendance at school for sufficient cause; however, in no cases may sufficient cause for suspensions include only instances of truancy.” The changes in the law caused the reported suspensions for truancy/attendance to decline since 2008. Readers are also cautioned against comparing schools and school divisions without taking into account local student conduct policies, data collection and reporting methods. Readers with questions about data reported by a particular school division are strongly urged to contact the school division directly. School divisions have specific information about how the data is collected and factors that may affect the numbers reported. School divisions can also provide important information on the full array of local efforts to promote school safety and maintain school environments conducive to learning.

All data from the regional centers and programs including Governor’s Schools, Special Education Centers/Programs, Technical and Career Centers, and Alternative Schools and Centers are part of the Annual Report as of 2007-2008.

OVERVIEW OF ALL INCIDENTS

This report focuses on the DCV data reported for the 2014-2015 school year and includes information submitted to the VDOE by all school divisions. In the school year 2014-2015, a total of 145,413 incidents were reported. The incidents of defiance, classroom/campus disruption, disruptive demonstrations, obscene language/gestures, minor physical altercations, and disrespect combined accounted for 61.89 percent of all incidents in 2014-2015. By contrast, all alcohol, drugs, and weapons offenses combined accounted for less than five percent of all incidents in 2014-2015.

The most frequently reported incidents were defiance [15.40% (22,388)], classroom/campus disruption [12% (17,450)], disruptive demonstrations [10.93% (15,894)], minor physical altercation [8.61% (12,523)], using obscene inappropriate language/gestures [7.62% (11,075)], and disrespect/walking away [7.34% (10,667)]. All incidents are also reported by school divisions grouped by Superintendents' regions in Appendix D.

Numbers ten and less are suppressed due to the personally identifiable nature of the information represented in this report. This includes all data including student counts, outcome counts, and incident counts.

Comparison of Incidents in 2014-2015 with 2013-2014 (Table 2)

In 2014-2015, there were 223 fewer required reporting incidents than reported in 2013-2014. Comparison of the most frequently reported incidents reported in 2014-2015 with incidents reported in 2013-2014 shows a decline in incidents of using obscene/inappropriate language/gestures (-1,361), Disrespect/Walking Way (-1,133), fighting, no/minor injuries (-439), bullying (-634) and physical altercations (-166).

Incidents Against Students (Table 3)

A total of 10,151 incidents against students were reported, representing 6.98 percent of all incidents and a decrease from 2013-2014 of 970 incidents. Threat/intimidation constituted 40.49 percent (4,110), followed by bullying 27.13 percent (2,754), sexual battery 0.38percent (39), physical assault with weapon 0.35 percent (36), and assault/battery without a weapon 31.54 percent (3,202).

Incidents Against School Staff (Table 4)

A total of 2,972 incidents against school staff members were reported in 2014-2015, representing 2.04 percent of all incidents reported. There were 155 fewer incidents against staff reported than in 2013-2014. Threat/intimidation against staff constituted 54.24 percent (1,612) of incidents followed by assault/battery without a weapon 45.56 percent (1,354).

Weapon Incidents (Tables 5 and 6)

A total of 2,244 weapons incidents were reported in 2014-2015, representing 1.5 percent of all incidents reported. The category of knife possession (blade with more than three inches) represented 32.08 percent (720) of all weapons incidents. Possession of razor blades/box cutters/knife (less than three inches) constituted 23.08 percent (518) and the category of other weapons was 17.16 percent (385). Incidents reported as “other weapons” involve instruments or objects to inflict harm on another person that do not fall within other offense definitions. Possession of toy or look-alike guns constituted 9.09 percent (204) of weapons incidents. Constituting a little more than five percent of weapons incidents was possession of fireworks/firecrackers/stink bombs (104). BB guns constituted 5.30 percent (119), ammunition 3.16 percent (71), and possession of chemical substance 2.36 percent (53).

An examination of the frequency of weapons incidents over the last two years (Table 6, 2013-2014 and 2014-2015) shows a decrease of 109 incidents. There were declines in ten different weapon categories and increases in five categories. Large declines in incidents were categories of Possession of other Weapon (instrument/object to inflict harm) (-81) and bringing a toy/look-alike gun to school (-23).

Overall Disciplinary Outcomes (Table 7)

Disciplinary outcomes reported for all incidents in 2014-2015 totaled 162,272 a decrease of 1,372 compared with the 163,644 reported in 2013-2014. The majority of disciplinary actions involved short-term suspensions 145,657 (89.76%). A total of 8,823 incidents at 5.44 percent involved no discipline action and a total of 4,156 incidents at 2.56 percent involved long-term suspensions. Modified expulsions represented 1.25 percent with 2,033 incidents. Special education in-school suspension, expulsions, and special education interim placements constituted less than one percent each. Types of disciplinary actions for all violations are reported in Table 7.

Decreases occurred for most discipline outcomes: modified expulsion to suspension (-754), no disciplinary action (-645), special education in-school suspension (-35), and short-term suspensions (-16). Most of the 145,657 short-term suspensions in 2014-2015 resulted from the twelve most frequently reported offenses. A majority of the offenses involved behavioral disruptions. The most frequently reported offenses resulting in short-term suspensions are summarized in Table 8. Most of the 4,156 long-term suspensions in 2014-2015 resulted from the fifteen most frequently reported offenses shown in Table 9. Most of the 549 expulsions in 2014-2015 resulted from the nineteen most frequently reported offenses shown in Table 10.

Disciplinary Outcomes for Alcohol, Drug, and Tobacco Offenses (Table 11)

In 2014-2015, a total of 7,268 disciplinary outcomes resulted from such offenses representing 4.48 percent of all 162,272 disciplinary actions. In 2013-2014, a total of 7,003 disciplinary outcomes resulted from alcohol, drug, and tobacco offenses, representing 4.28 percent of all 163,644 disciplinary actions. These outcomes are summarized in Tables 11, 12, and 13.

Disciplinary Outcomes for Weapons (Table 14)

There was a decrease in disciplinary outcomes resulting from weapons offenses; with the total of 1,418 representing 0.87 percent of all 162,272 disciplinary actions reported in 2014-2015. A total of 912 disciplinary outcomes were short-term suspensions, representing 64.32 percent of all disciplinary outcomes for weapons offenses. A total of 270 were long-term suspensions, representing 19.04 percent of all disciplinary outcomes for weapons offenses. A total of 87 outcomes were other actions taken other than suspensions or expulsions, representing 6.14 percent of all disciplinary outcomes for weapons offenses. A total of 79 disciplinary outcomes were modified expulsions, representing 5.57 percent of all disciplinary outcomes for weapons offenses. A total of 54 were expulsions, representing 3.81 percent of all disciplinary outcomes for weapons offenses. All disciplinary outcomes resulting from weapon offenses are summarized in Table 14.

I. BACKGROUND

Statutory Requirements for Reporting Incidents

The *Code of Virginia* (§ 22.1-279.3:1) requires school divisions statewide to submit data to VDOE on incidents of discipline, crime, and violence. These incidents include those that occur on school property, on a school bus, or at a school-sponsored activity. Section 22.1-279.3:1, *Code of Virginia*, is included in Appendix A of this report.

Two federal laws also require reporting of certain offenses. The *Gun-Free Schools Act of 1994* (GFSA, Sec. 14061) requires all states that receive federal funds to report annually the number of students suspended or expelled statewide for possessing or bringing firearms on school property. The *Individuals with Disabilities Education Act*, known as the IDEA, contains requirements for reporting disciplinary actions involving students with disabilities. An excerpt of key provisions of the *GFSA* is included in Appendix A of this report.

Superintendent's Memo No. 52, December 21, 2006, states that the federal Office of Special Education Programs (OSEP) requests data to be reported for children with disabilities subject to disciplinary removal starting with the school year 2006-2007. This data involves in-school suspension only for students with disabilities. That data is not included in this report.

Student Conduct Policy and DCV Reporting

Virginia law requires school boards to develop student conduct policies, typically referred to as "codes of conduct." Although local policies must be consistent with state and federal laws, such as the *Gun-Free Schools Act*, they are developed by local school boards and reflect differences in local concerns, priorities, and perspectives. These differences can affect both how certain conduct is classified (offense codes used) and the disciplinary sanctions imposed (disciplinary outcomes reported). Administrative discretion also contributes to differences in the classification of a behavior and the resulting disciplinary action.

Examples of how differences in student conduct policy and administrative discretion can affect reporting can be seen in two hypothetical incidents involving one student shoving another student. In the first incident, a sixth grader shoves another sixth grader while they are walking to the school cafeteria. In the second incident, a tenth grader shoves another tenth grader in the hallway during a change of classes. Although the behaviors are identical, the local student conduct policies and administrative discretion could result in different disciplinary outcomes. The incident involving the sixth grader could be viewed as an altercation and, unless it resulted in a suspension or expulsion, would not be required to be reported to VDOE. The incident involving the tenth grader could be deemed a fight or even an assault, depending on the circumstances. The altercation incident would be reported only if it resulted in a suspension; the assault offense would be required to be reported to VDOE regardless of disciplinary sanction. In both examples, local student conduct policies and administrative discretion would affect reporting.

DCV Reporting

Understanding Incidents, Offenses, and Disciplinary Outcomes

DCV data is collected using an incident-based reporting system that is organized around events that may involve one or more offenses, may involve one or more students, and may result in multiple disciplinary outcomes. The following are key terms used in this report:

An **incident** is an *event* that may involve one or more offenses. An incident also may involve one or more students and may result in one or more disciplinary outcomes. Tables 1-6 in Section II and all tables in Section V illustrate incident counts by offense codes. An incident count is not equivalent to a student count, as one student could be involved in multiple incidents throughout the school year.

An **offense** is the problem *behavior* exhibited by the student(s). Nearly 140 offense codes are used to report different behaviors. Each offense has a unique code and a specific definition. Offense definitions and codes are included in this report in Appendix B.

A **disciplinary outcome** is the *sanction* imposed on a student for his/her misconduct. Types of outcomes reported are short-term suspension, long-term suspension, expulsion, modified expulsion, other sanctions, and special education interim placements. Tables 7-17 in Section III illustrate disciplinary counts. Disciplinary counts are numbers of sanctions determined by offense.

In 2014-2015, the overwhelming majority of incidents involved a single offense. For incidents that involve more than one offense, only the most serious offense is reported. For example, an incident involving two students fighting where one student is found in possession of cigarettes would be shown in this report as an incident of fighting. The incident would typically result in two disciplinary outcomes – one for each of the two students. All offenses that are required to be reported regardless of disciplinary outcome may be found in Appendix B. The disciplinary reporting requirement for each offense is noted.

The Reporting Process

The process of collecting and reporting DCV data begins within individual schools when incidents occur that violate the local code of student conduct. It is the responsibility of the school administrator to determine the appropriate offense code to be reported, based on the offense definition. Information is recorded about the incident, the student offenders, and the disciplinary outcomes.

The school division is responsible for reporting DCV data to VDOE. School divisions choose to submit DCV data using one of two available methods: (1) submission of a tab delimited electronic file; or (2) use of a Web-based data submission application. School divisions using the first method collect and maintain discipline data in their own information systems and upload an electronic file to VDOE. School divisions using the second method may enter school division

and school level data manually and directly into the VDOE database using the Web-based data collection application. A school division may select only one of the two methods available for data submission.

All school divisions have a designated DCV Coordinator who serves as the primary point of contact on matters related to DCV reporting. The DCV Coordinator serves as the data “steward,” ensuring that the process of data collection within the school division and the process of reporting data to VDOE operate well. Many school divisions have established teams that regularly review data being collected to detect and correct errors and to use the data in decision making related to discipline policy and school programming. There is a “verification” process whereby the school Superintendent indicates by signature that the information submitted is accurate.

The VDOE provides detailed instructions for data submission and ongoing technical assistance through workshops, Web-based conferencing, telephone and e-mail consultation, and site visits when requested. Edit checks have been created to assist school divisions in identifying and correcting errors in data before final submission. The VDOE works on an ongoing basis to improve the DCV data collection process and monitors changes in state and federal laws and regulations, as well as best practice standards, to ensure Virginia’s compliance with all reporting requirements.

Virginia’s reporting process employs a well-defined set of offense codes and data elements that are consistent with recommendations of the National Center for Education Statistics and the National Forum on Education Statistics. All reporting complies with state and federal confidentiality laws that prohibit disclosure of information on individual students. All offenses, including their definitions and codes, used in 2014-2015 are listed in Appendix B.

Suspensions and Expulsions

Virginia law prescribes minimum due process procedures for the suspension and expulsion of students. Definitions based on Virginia law are as follows:

Suspension is defined as the temporary denial of a student’s attendance at school. The duration of a short-term suspension is ten days or less. A long-term suspension is defined as more than ten days but less than 365 calendar days (§ 22.1-277.01, *Code of Virginia*).

Expulsion is defined as the permanent denial of a student’s attendance at school. A student who is expelled by a school board is ineligible for readmission for 365 calendar days after the date of the expulsion (§ 22.1-277.01, *Code of Virginia*).

Suspension or expulsion, or both, may be used as disciplinary measures when local school authorities determine that such actions meet the following criteria:

- Appropriate disciplinary sanction for a violation of the student code of conduct

- Appropriate to prevent disruption of the school’s learning environment, programs, or activities
- Appropriate to ensure the safety and welfare of the student, other students, and/or staff
- Appropriate to maintain a safe, drug-free, and orderly school environment conducive to learning

School board policies may identify criteria relating to suspensions and expulsions that are more stringent than the criteria listed above, as long as they do not violate other state and federal laws. Removal of students with disabilities must be in accordance with state and federal laws and regulations. A local policy may permit or require students who are long-term suspended or expelled to attend an alternative education program.

Although there are uniform requirements and procedures governing the suspension and expulsion of students, local student conduct policies vary. These differences affect the way that offenses and disciplinary actions are reported. *Student Conduct Policy Guidelines* adopted by the Virginia Board of Education are available from VDOE and may be downloaded from http://www.doe.virginia.gov/support/student_conduct/index.shtml.

Learning More about DCV Reporting

Safe Schools Information Resource

The Safe Schools Information Resource (SSIR) Web site was established by the VDOE (<https://p1pe.doe.virginia.gov/pti/>), to provide user-friendly access to the discipline, crime, and violence (DCV) data that is collected yearly from all Virginia school divisions and all regional centers and programs. This Web site makes DCV data available for the most recent five years. Reports may be generated in various categories according to the user’s selections.

SSIR reports are designed to provide an overview and trends over time of the information available. Each report area provides a “Big Picture” view and allows “Drilling” down in the data. There are six areas of information available via SSIR:

- Information about *Incident Frequency* in schools
- Information about *Offense Frequency* in schools
- Information about *Student Offenders*
- Information about *Repeat Offenders*
- Information about *Non-Student Offenders*
- Information about the *Disciplinary Outcomes* that result from the student offenses

Offense and Incident types reported in the SSIR are coded and grouped into offense categories. These offense categories are aligned according to severity of offense. There are nine categories:

- Weapons Related Offenses
- Offenses Against Students
- Offenses Against Staff

- Offenses Against Persons
- Alcohol, Tobacco, and Other Drugs
- Property Offenses
- Disorderly Disruptive Behavior
- Technology Offenses
- Other Offenses

Use of DCV Data for School Report Cards

The *Virginia School Report Card* provides information on student achievement, accreditation, safety, and attendance for the state as a whole, for school divisions, and for individual schools. The *Report Card* enables parents and the general public to follow Virginia's progress in achieving the goals of the *Every Student Succeeds Act of 2015* and can be accessed on the VDOE Web site at http://www.doe.virginia.gov/statistics_reports/school_report_card/index.shtml.

Users of the Virginia School Report Card Web site use the nine categories referenced in the VDOE Safe Schools Information Resource (SSIR). All DCV data for the most recent five years is available in a variety of reports that can be tailored to SSIR user selections from this Web site.

Use of DCV Data to Identify Persistently Dangerous Schools

In Virginia, a “persistently dangerous school” is one that exceeds a threshold of offense incidents over a three-year period as established by the Virginia Board of Education’s *Persistently Dangerous Schools Identification Process and Criteria* at the following http://www.doe.virginia.gov/administrators/superintendents_memos/2004/adm051.html.

A school that exceeds its established threshold for three consecutive years is designated as a “persistently dangerous school.” In year one the school is in “caution” status and in year two the school is “on probation.” Schools so designated must develop corrective action plans and are subject to graduated interventions.

Each state receiving funds under the federal *Every Student Succeeds Act 2015* is required to establish and implement a statewide policy requiring that a student attending a persistently dangerous school be allowed to attend a safe school. The Virginia Board of Education’s “Unsafe School Choice Option” policy was adopted in May 2002. Virginia’s “Unsafe School Choice Option” policy can be accessed on the Virginia Department of Education Web site http://www.doe.virginia.gov/administrators/superintendents_memos/2003/inf086.html. Offense codes and the points system employed to identify persistently dangerous schools are listed in Appendix C.

Limitations of Data

Limitations of data presented in this report arise from three primary sources: (1) changes in reporting requirements across time; (2) variations in local methods of collecting and managing data; and (3) variations in local student conduct policies and programming across school divisions.

Changes in Reporting Requirements

Because of year-to-year changes in reporting requirements, readers are advised to use great caution in comparing 2014-2015 data to data reported for previous years. Readers should take into consideration changes in reporting requirements when examining year-to-year data.

A number of changes in DCV reporting requirements and refinements in the reporting procedures have occurred since school divisions first began reporting data to the VDOE in 1991. Numerous reporting changes have been made in response to amendments to federal and state laws that have affected reporting requirements. Other changes have been made to bring Virginia's reporting process in line with federal standards and to make better use of available technology.

Variations in Local Methods of Collecting and Managing Data

Although Division Superintendents verify the accuracy of DCV data submitted to the VDOE, there are variations in local methods of collecting and managing data that may affect the data. Variations are inherent in the process. Readers are cautioned against making comparisons between and among school divisions without taking into account local variations in the internal methods used to collect, code, and manage data. Readers interested in examining data from a particular school division should talk with division administrators to learn the “story behind the numbers.” Although this report summarizes the numbers reported by school divisions, it does not provide explanations for local information.

Variations in Local Student Conduct Policies and Programming

In addition to variations in local methods of collecting and managing data, variations in student conduct policies and in school programming across school divisions and across schools can affect DCV data reported. Local codes of student conduct can affect how certain conduct is classified (offense codes used) and the disciplinary sanctions imposed (disciplinary outcomes reported). The availability of disciplinary options (e.g., in-school suspension, Saturday detention), offender intervention programs, and alternative programs can influence the final disciplinary outcomes employed and reported. Readers are cautioned against making comparisons between and among school divisions without taking into account differences in student conduct policies and related programming.

A Note to Readers

This report makes extensive reference to “offenses” and to “offense codes.” The reader should review and make use of information about the definitions and classifications of offenses provided in Appendix B. Familiarity with offense definitions will greatly enhance the reader's understanding of the data reported.

II. INCIDENTS REPORTED IN 2014-2015

Statewide Totals

The DCV data reported in 2014-2015 is based on submission from all school divisions within the Commonwealth of Virginia. Data for regional centers and programs is presented in Section VI.

Defiance, classroom or campus disruption, disruptive demonstrations, minor physical altercations, using obscene language or gestures, and disrespect combined accounted for 61.90 percent of all reported incidents in 2014-2015.

Table 1 reports the frequency of all types of incidents. Table 2 compares incidents in 2014-2015 with incidents in 2013-2014.

Table 1. All Incidents of Discipline, Crime, and Violence, 2014-2015

Offenses	Offense Codes	Count	Percent
Defiance of Authority/Insubordination	D2C	22,388	15.4
Classroom or Campus Disruption	D5C	17,450	12.0
Disruptive Demonstrations	D3C	15,894	10.93
Minor Physical Altercation	F1T	12,523	8.61
Using Obscene/Inappropriate Language/Gestures	D6C	11,075	7.62
Disrespect/Walking Away	D1C	10,667	7.34
Fighting: Mutual Contact--No/Minor Injuries, No. Med. Attn.	FA2	5,877	4.04
Minor Insubordination	D8C	4,812	3.31
Threatening Student (physical or verbal threat or intimidation)	TI2	4,110	2.83
Other School Code of Conduct Violation Not Covered in These	S3V	4,046	2.78
Tobacco	TB1	3,864	2.66
Harassment	HR1	3,522	2.42
Assault Against Student/No Weapon	BA4	3,202	2.2
Bullying	BU1	2,754	1.89
Cellular Telephones	C2M	2,664	1.83
Theft Offenses (except motor vehicles)	TH1	2,527	1.74
Drug Possession/Use of Schedule I and II drugs	DR1	1,778	1.22
Threatening Staff Member (physical/verbal threat)	TI1	1,612	1.11
Attendance	A1T	1,420	0.98
Assault Against Staff: No Weapon	BA2	1,354	0.93
Vandalism	VA1	984	0.68

Offenses	Offense Codes	Count	Percent
Offensive Sexual Touching Against Student	SX2	981	0.67
Sexual Harassment	SX0	757	0.52
Bringing a Knife to School/School Event (more than 3 inches)	WP5	720	0.5
Drug Violations Schedule III-VI Poss./Sale/Dist./ Paraphernalia	DR5	720	0.5
Alcohol	AL1	696	0.48
Misrepresentation (altering notes, false information, cheating, etc.)	S2V	653	0.45
Tobacco Paraphernalia to school events	T4B	636	0.44
Inappropriate Personal Property (food/beverage, clothing, toys, etc.)	S1V	610	0.42
Bringing Razor Blades/Box Cutters/Knife less than 3 inches	W8P	518	0.36
Inciting a Riot	RT1	384	0.26
Possession of Other Weapon (instrument/object to inflict harm)	WP9	385	0.26
Possession of Obscene/Disruptive Literature/Illustrations	D4C	332	0.23
Unauthorized Use of Technology and/or Information	T1C	303	0.21
Sexual Offenses Without Force	SX7	294	0.2
Drug Violations Schedule I and II Anabolic Steroid	DR4	213	0.15
Electronic Devices (radios, tape players, etc.)	C3M	197	0.14
Violations of Acceptable Usage Policy	T3C	203	0.14
Bringing a Toy/Look-Alike Gun to School/School Event	W3P	204	0.14
Cyber Bullying	BU2	195	0.13
Bomb Threat	BB1	189	0.13
Over-the-Counter Medication Possession	D5G	178	0.12
Trespassing	TR1	162	0.11
Drug violation-- look a-like--use/poss.	DR2	138	0.09
Possession of a BB gun	WP0	119	0.08
Gang Activity	GA1	114	0.08
Bringing Fireworks/Explosives to School/School Event	W9P	104	0.07
Violations of Internet Policy	T4C	82	0.06
Bringing Ammunition to School or School Event	W1P	71	0.05
Offensive Sexual Touching Against Staff	SX1	71	0.05
Arson	AR1	59	0.04
Over-the-Counter Medication	D6G	61	0.04

Offenses	Offense Codes	Count	Percent
Sale/Distribution			
Possession of Weapons/Chemical Substance	W2P	53	0.04
Over-the-Counter Medication Use	D4G	56	0.04
Sexual Battery against Student	SB2	39	0.03
Causing/Attempting to Cause Damage to Computer Hardware	T2C	44	0.03
Assault/Battery against student without injury	BA6	45	0.03
Gambling	G1B	31	0.02
Theft or Attempted Theft of Student Prescription Medication	DR3	36	0.02
Use of Inhalants	D16	22	0.02
Malicious Wounding without a weapon	BA5	24	0.02
Assault Against Student--Firearm or Other Weapon	BA3	36	0.02
Breaking and Entering/Burglary	BR1	*	*
Possession of Inhalants	D15	19	0.01
Extortion	EX1	13	0.01
Robbery	RO1	*	*
Theft of Motor Vehicle	TH2	12	0.01
Bringing a Handgun to School/School Event	WP1	20	0.01
Bringing a Rifle/Shotgun to School/School Event	WP2	*	*
Bringing Other Weapon, Designed/May Be Converted to	WP4	*	*
Possession of Stun Gun	WS1	*	*
Possession of Taser	WT1	16	0.01
Assault against Staff--Firearm or Other Weapon	BA1	*	*
Beepers	C1M	*	*
Hazing	H1Z	*	*
Other Firearms (firearms other than handguns, rifles/shotguns)	WP8	*	*
Stalking	ST1	*	*
Forcible Rape Against Student	SX4	*	*
Possession or Representation of Any Destructive Bomb Device	WP6	*	*
Sexual Battery against Staff	SB1	*	*
Total		145,413	100.01

*Numbers 10 and less are suppressed due to the personally identifiable nature of the information.

Changes in Frequency of Incidents

Behavior incidents (defiance, classroom/campus disruption, disruptive demonstrations, minor physical altercation, using obscene language/gestures, and disrespect) constitute 61.90 percent (89,997) of the total 145,413 incidents.

Table 2. Comparison of Incident Counts by Offense from 2013-2014 to 2014-2015

Offenses	Offense Codes	2013-2014 Count	2013-2014 Percent of all Incidents	2014-2015 Count	2014-2015 Percent of all Incidents	Change from 2013-2014 to 2014-2015
Defiance of Authority/Insubordination	D2C	20,812	14.29	22,388	15.4	1,576
Classroom or Campus Disruption	D5C	17,472	12	17,450	12	-22
Disruptive Demonstrations	D3C	14,415	9.9	15,894	10.93	1,479
Minor Physical Altercation	F1T	12,689	8.71	12,523	8.61	-166
Using Obscene/Inappropriate Language/Gestures	D6C	12,436	8.54	11,075	7.62	-1,361
Disrespect/Walking Away	D1C	11,800	8.1	10,667	7.34	-1,133
Fighting: Mutual Contact--No/Minor Injuries, No	FA2	6,316	4.34	5,877	4.04	-439
Minor Insubordination	D8C	4,222	2.9	4,812	3.31	590
Threatening Student (physical or verbal threat or intimidation)	TI2	4,385	3.01	4,110	2.83	-275
Other School Code of Conduct Violation Not Covered in These	S3V	4,917	3.38	4,046	2.78	-871
Tobacco	TB1	3,467	2.38	3,864	2.66	397
Harassment	HR1	3,002	2.06	3,522	2.42	520
Assault Against Student/No Weapon	BA4	3,268	2.24	3,202	2.2	-66
Bullying	BU1	3,388	2.33	2,754	1.89	-634
Cellular Telephones	C2M	2,789	1.92	2,664	1.83	-125
Theft Offenses (except motor vehicles)	TH1	2,474	1.7	2,527	1.74	53
Drug Possession/Use of Schedule I and II drugs	DR1	1,730	1.19	1,778	1.22	48
Threatening Staff Member (physical/verbal threat)	TI1	1,924	1.32	1,612	1.11	-312
Attendance	A1T	1,249	0.86	1,420	0.98	171
Assault Against Staff: No Weapon	BA2	1,198	0.82	1,354	0.93	156
Vandalism	VA1	888	0.61	984	0.68	96

Offenses	Offense Codes	2013-2014 Count	2013-2014 Percent of all Incidents	2014-2015 Count	2014-2015 Percent of all Incidents	Change from 2013-2014 to 2014-2015
Offensive Sexual Touching Against Student	SX2	1,069	0.73	981	0.67	-88
Sexual Harassment	SX0	730	0.5	757	0.52	27
Drug Violations Schedule III-VI Poss./Sale/Dist./Paraphernalia	DR5	804	0.55	720	0.5	-84
Bringing a Knife to School/School Event (more than 3 inches)	WP5	703	0.48	720	0.5	17
Alcohol	AL1	753	0.52	696	0.48	-57
Misrepresentation (altering notes, false information, cheating, etc.)	S2V	691	0.47	653	0.45	-38
Tobacco Paraphernalia to school events	T4B	381	0.26	636	0.44	255
Inappropriate Personal Property (food/beverage, clothing, toys, etc.)	S1V	513	0.35	610	0.42	97
Bringing Razor Blades/Box Cutters/Knife less than 3 inches	W8P	534	0.37	518	0.36	-16
Possession of Other Weapon (instrument/object to inflict harm)	WP9	466	0.32	385	0.26	-81
Inciting a Riot	RT1	441	0.3	384	0.26	-57
Possession of Obscene/Disruptive Literature/Illustrations	D4C	275	0.19	332	0.23	57
Unauthorized Use of Technology and/or Information	T1C	263	0.18	303	0.21	40
Sexual Offenses Without Force	SX7	308	0.21	294	0.2	-14
Drug Violations Schedule I and II Anabolic Steroid	DR4	240	0.16	213	0.15	-27
Bringing a Toy/Look-Alike Gun to School/School Event	W3P	227	0.16	204	0.14	-23
Violations of Acceptable Usage Policy	T3C	243	0.17	203	0.14	-40
Electronic Devices (radios, tape players, etc.)	C3M	210	0.14	197	0.14	-13
Cyber Bullying	BU2	173	0.12	195	0.13	22
Bomb Threat	BB1	197	0.14	189	0.13	-8
Over-the-Counter Medication Possession	D5G	154	0.11	178	0.12	24
Trespassing	TR1	161	0.11	162	0.11	1

Offenses	Offense Codes	2013-2014 Count	2013-2014 Percent of all Incidents	2014-2015 Count	2014-2015 Percent of all Incidents	Change from 2013-2014 to 2014-2015
Drug violation-- look a-like-- use/poss.	DR2	152	0.1	138	0.09	-14
Possession of a BB gun	WP0	136	0.09	119	0.08	-17
Gang Activity	GA1	75	0.05	114	0.08	39
Bringing Fireworks/Explosives to School/School Event	W9P	113	0.08	104	0.07	-9
Violations of Internet Policy	T4C	90	0.06	82	0.06	-8
Bringing Ammunition to School or School Event	W1P	80	0.05	71	0.05	-9
Offensive Sexual Touching Against Staff	SX1	72	0.05	71	0.05	-1
Over-the-Counter Medication Sale/Distribution	D6G	55	0.04	61	0.04	6
Arson	AR1	65	0.04	59	0.04	-6
Over-the-Counter Medication Use	D4G	52	0.04	56	0.04	4
Possession of Weapons/Chemical Substance	W2P	40	0.03	53	0.04	13
Assault/Battery against student without injury	BA6	*	*	45	*	45
Causing/Attempting to Cause Damage to Computer Hardware	T2C	44	0.03	44	0.03	0
Sexual Battery against Student	SB2	30	0.02	39	0.03	9
Assault Against Student-- Firearm or Other Weapon	BA3	43	0.03	36	0.02	-7
Theft or Attempted Theft of Student Prescription Medication	DR3	42	0.03	36	0.02	-6
Gambling	G1B	*	*	31	*	24
Malicious Wounding without a weapon	BA5	15	0.01	24	0.02	9
Use of Inhalants	D16	*	*	22	0.02	13
Bringing a Handgun to School/School Event	WP1	11	0.01	20	0.01	9
Possession of Inhalants	D15	11	0.01	19	0.01	8
Possession of Taser	WT1	*	*	16	*	*
Extortion	EX1	11	0.01	13	0.01	*
Theft of Motor Vehicle	TH2	*	*	12	*	*
Robbery	RO1	17	0.01	*	*	*
Possession of Stun Gun	WS1	*	*	*	*	*
Breaking and	BR1	18	0.01	*	*	*

Offenses	Offense Codes	2013-2014 Count	2013-2014 Percent of all Incidents	2014-2015 Count	2014-2015 Percent of all Incidents	Change from 2013-2014 to 2014-2015
Entering/Burglary						
Bringing Other Weapon, Designed/May Be Converted to Expel	WP4	*	*	*	*	*
Bringing a Rifle/Shotgun to School/School Event	WP2	*	*	*	*	*
Stalking	ST1	*	*	*	*	*
Possession or Representation of Any Destructive Bomb Device	WP6	*	*	*	*	*
Assault against Staff--Firearm or Other Weapon	BA1	*	*	*	*	*
Beepers	C1M	*	*	*	*	*
Other Firearms (firearms other than handguns, rifles/shotguns)	WP8	*	*	*	*	*
Hazing	H1Z	*	*	*	*	*
Forcible Rape Against Student	SX4	*	*	*	*	*
Sexual Battery against Staff	SX8	*	*	*	*	*
		Total	145,636	99.99	145,413	100.01

*Numbers 10 and less are suppressed due to the personally identifiable nature of the information.

Table 3. Comparison of Incidents Against Students, 2013-2014 to 2014-2015

Offenses	Offense Codes	2013-2014 Count	2013-2014 Percent	2014-2015 Count	2014-2015 Percent
Threatening Student (physical or verbal threat or intimidation)	TI2	4,385	39.43	4,110	40.49
Assault Against Student/No Weapon	BA4	3,268	29.39	3,202	31.54
Bullying	BU1	3,388	30.46	2,754	27.13
Sexual Battery against Student	SB2	30	0.27	39	0.38
Assault Against Student--Firearm or Other Weapon	BA3	43	0.39	36	0.35
Stalking	ST1	*	*	*	*

Forcible Rape Against Student	SX4	*	*	*	*
	Total	11,121	100.00	10,151	99.99

*Numbers 10 and less are suppressed due to the personally identifiable nature of the information.

Table 4. Comparison of Incidents Against School Staff, 2013-2014 to 2014-2015

Offenses	Offense Codes	2013-2014 Count	2013-2014 Percent	2014-2015 Count	2014-2015 Percent
Threatening Staff Member (physical/verbal threat)	TI1	1,924	61.53	1,612	54.24
Assault Against Staff: No Weapon	BA2	1,198	38.31	1,354	45.56
Assault against Staff-- Firearm or Other Weapon	BA1	*	*	*	*
Sexual Battery against Staff	SB1	*	*	*	*
	Total	3,127	100.00	2,972	100.00

*Numbers 10 and less are suppressed due to the personally identifiable nature of the information.

Table 5. Weapon Incidents, 2013-2014

Offenses	Offense Codes	Count	Percent
Bringing a Knife to School/School Event (more than 3 inches)	WP5	720	52.75
Possession of Other Weapon (instrument/object to inflict harm)	WP9	385	28.21
Possession of a BB gun	WP0	119	8.72
Bringing Ammunition to School or School Event	W1P	71	5.2
Bringing a Handgun to School/School Event	WP1	20	1.47
Possession of Taser	WT1	16	1.17
Possession of Stun Gun	WS1	*	*
Bringing a Rifle/Shotgun to School/School Event	WP2	*	*
Possession or Representation of Any Destructive Bomb Device	WP6	*	*
Other Firearms (firearms other than handguns, rifles/shotguns)	WP8	*	*
	Total	1,365	100.02

*Numbers 10 and less are suppressed due to the personally identifiable nature of the information.

Table 6. Comparison of Weapon Incidents, 2013-2014 to 2014-2015

Offenses	Offense Codes	2013-2014 Count	2014-2015 Count	Change from 2013-2014 to 2014-2015	Percentage Change from 2013-2014 to 2014-2015
Bringing a Knife to School/School Event (more than 3 inches)	WP5	703	720	17	2.42
Bringing Razor Blades/Box Cutters/Knife less than 3 inches to School/School Event	W8P	534	518	-16	-2.99
Possession of Other Weapon (instrument/object to inflict harm)	WP9	466	385	-81	-17.38
Bringing a Toy/Look-Alike Gun to School/School Event	W3P	227	204	-23	-10.13
Possession of a BB gun	WP0	136	119	-17	-12.5
Bringing Fireworks/Explosives to School/School Event	W9P	113	104	-9	-7.96
Bringing Ammunition to School or School Event	W1P	80	71	-9	-11.25
Possession of Weapons/Chemical Substance	W2P	40	53	13	32.5
Bringing a Handgun to School/School Event	WP1	11	20	*	81.82
Possession of Taser	WT1	*	16	*	*
Bringing Other Weapon, Designed/May Be Converted to Expel	WP4	*	*	*	-11.11
Bringing a Rifle/Shotgun to School/School Event	WP2	*	*	*	-11.11
Possession or Representation of Any Destructive Bomb Device	WP6	*	*	*	-14.29
Possession of Stun Gun	WS1	*	*	*	*
Other Firearms (firearms other than handguns, rifles/ shotguns)	WP8	*	*	*	*
	Total	2,353	2,244	-109	-4.63

*Numbers 10 and less are suppressed due to the personally identifiable nature of the information.

III. DISCIPLINARY OUTCOMES

Disciplinary Outcomes for All Incidents

Disciplinary outcomes reported for all incidents in 2014-2015 totaled 162,272 a decrease of 1,372 compared with the 163,644 reported in 2013-2014. The majority of disciplinary actions involved short-term suspensions 145,657, 89.76 percent. A total of 8,823 incidents at 5.44 percent involved no discipline action and a total of 4,156 incidents at 2.56 percent involved long-term suspensions. Special education in-school suspension involved 1,027 incidents at .63 percent. Modified expulsions, expulsions, and special education interim placements constituted

less than one percent each. Types of disciplinary actions for all violations are reported below in Table 7.

Table 7. Disciplinary Action For All Incidents, 2013-2014 And 2014-2015

Disciplinary Action	2013-2014 Disciplinary Outcomes		2014-2015 Disciplinary Outcomes	
SHORT-TERM SUSPENSION (OUT OF SCHOOL)	145,673	89.02	145,657	89.76
NONE	9,468	5.79	8,823	5.44
LONG-TERM SUSPENSION (OUT-OF-SCHOOL)	4,117	2.52	4,156	2.56
MODIFIED EXPULSION TO SUSPENSION	2,787	1.7	2,033	1.25
SPECIAL EDUCATION IN-SCHOOL SUSPENSION	1,062	0.65	1,027	0.63
EXPULSION	479	0.29	549	0.34
SPECIAL EDUCATION INTERIM PLACEMENT-LEA	58	0.04	25	0.02
SPECIAL ED INTERIM PLACEMENT-OFFICER	*	*	*	*
Total	163,644	100.01	162,272	100.00

*Numbers 10 and less are suppressed due to the personally identifiable nature of the information.

Disciplinary Outcomes for Most Frequently Reported Incidents

This section examines disciplinary outcomes resulting from the most frequently reported incidents. To reiterate the relationship of incidents and disciplinary outcomes, a single incident may involve multiple students and result in multiple disciplinary outcomes. For example, a fight involving four students and resulting in four suspensions would be reported as a single incident with four offenders and four disciplinary outcomes.

Short-Term Suspensions

The majority of the 145,657 short-term suspensions in 2014-2015 resulted from the twelve most frequently reported offenses, with many involving behavioral disruptions. The most frequently reported offenses resulting in short-term suspensions are summarized in Table 8.

Table 8. Twelve Most Frequently Reported Offenses Resulting In Short-Term Suspensions, 2014-2015

Offense	Offense Codes	Offense Counts Resulting in Short-Term Suspension	Percent of all 145,657 Short-Term Suspensions
Defiance of Authority/Insubordination	D2C	22,916	15.73
Classroom or Campus Disruption	D5C	18,444	12.66
Disruptive Demonstrations	D3C	16,463	11.3
Minor Physical Altercation	F1T	14,694	10.09
Using Obscene/Inappropriate Language/Gestures	D6C	11,501	7.9
Disrespect/Walking Away	D1C	10,885	7.47
Fighting: Mutual Contact--No/Minor Injuries, No Med Attn.	FA2	10,315	7.08
Minor Insubordination	D8C	5,025	3.45
Other School Code of Conduct Violation Not Covered in These Codes	S3V	4,205	2.89
Tobacco	TB1	2,787	1.91
Cellular Telephones	C2M	2,767	1.9
Threatening Student (physical or verbal threat or intimidation)	TI2	2,681	1.84
	Total	122,683	84.22

Long-Term Suspensions

Most of the 4,156 long-term suspensions in 2014-2015 resulted from the fifteen most frequently reported offenses shown below in Table 9. The most frequently reported offense resulting in long-term suspension was assault against students/no weapon at 9.84 percent.

Table 9. Fifteen Most Frequently Reported Offenses Resulting In Long-Term Suspensions, 2014-2015

Offenses	Offense Codes	Counts	Unique Offenders count	Percent of all 4,156 Long-Term Suspensions
Assault Against Student/No Weapon	BA4	409	404	9.84
Disruptive Demonstrations	D3C	393	383	9.46
Classroom or Campus Disruption	D5C	252	249	6.06
Defiance of Authority/Insubordination	D2C	248	244	5.97

Fighting: Mutual Contact--No/Minor Injuries, No Med Attn.	FA2	219	218	5.27
Assault Against Staff: No Weapon	BA2	217	215	5.22
Threatening Staff Member (physical/verbal threat)	TI1	207	203	4.98
Bringing a Knife to School/School Event (more than 3 inches)	WP5	150	150	3.61
Threatening Student (physical or verbal threat or intimidation)	TI2	147	146	3.54
Disrespect/Walking Away	D1C	131	129	3.15
Using Obscene/Inappropriate Language/Gestures	D6C	128	127	3.08
Drug Possession/Use of Schedule I and II drugs	DR1	122	117	2.94
Drug Violations Schedule III-VI Poss./Sale/Dist./Paraphernalia	DR5	116	112	2.79
Theft Offenses (except motor vehicles)	TH1	114	107	2.74
Alcohol	AL1	93	80	2.24
	Total	2,946	2,884	70.89

Expulsions

Most of the 549 expulsions in 2014-2015 resulted from the nineteen most frequently reported offenses shown below in Table 10. Use/possession of Schedule I or II Drugs was the most frequently reported offense 18.58 percent for all expulsions. Schedule I and II Drugs include substances such as marijuana, anabolic steroid, and LSD.

Table10. Nineteen Most Frequently Reported Offenses Resulting In Expulsions 2014-2015

Offenses	Offense Codes	Counts	Unique Offenders count	Percent of all 549 Expulsions
Drug Possession/Use of Schedule I and II drugs	DR1	102	98	18.58
Drug Violations Schedule I and II Anabolic Steroid, Marijuana--Sale/Dist.	DR4	49	49	8.93
Drug Violations Schedule III-VI Poss./Sale/Dist./ Paraphernalia	DR5	40	35	7.29
Assault Against Student/No Weapon	BA4	34	34	6.19
Assault Against Staff: No Weapon	BA2	33	33	6.01
Fighting: Mutual Contact--No/Minor Injuries, No Med Attn.	FA2	21	21	3.83

Bringing a Knife to School/School Event (more than 3 inches)	WP5	20	20	3.64
Threatening Staff Member (physical/verbal threat)	TI1	19	19	3.46
Defiance of Authority/Insubordination	D2C	18	18	3.28
Classroom or Campus Disruption	D5C	18	18	3.28
Bringing a Handgun to School/School Event	WP1	15	15	2.73
Inciting a Riot	RT1	13	13	2.37
Alcohol	AL1	13	12	2.37
Disruptive Demonstrations	D3C	11	11	2.00
Possession of a BB gun	WP0	*	*	*
Other School Code of Conduct Violation Not Covered in These Codes	S3V	*	*	*
Threatening Student (physical or verbal threat or intimidation)	TI2	*	*	*
Vandalism	VA1	*	*	*
Possession of Other Weapon (instrument/object to inflict harm)	WP9	*	*	*
	Total	451	441	82.16

*Numbers 10 and less are suppressed due to the personally identifiable nature of the information.

Disciplinary Outcomes for Alcohol, Tobacco, and Drug Offenses

This section focuses on disciplinary outcomes resulting from alcohol, drug, and tobacco offenses. In 2014-2015, a total of 7,268 disciplinary outcomes resulted from such offenses representing 4.5 percent of all 162, 272 disciplinary actions. In 2013-2014, a total of 7,003 disciplinary outcomes resulted from alcohol, drug, and tobacco offenses, representing 4.3 percent of all 163,644 disciplinary actions.

All disciplinary outcomes resulting from alcohol, tobacco, and drug violations are summarized in Tables 11, 12, and 13.

Table 11. Disciplinary Outcomes Resulting From Alcohol Offenses 2013-2014 and 2014-2015

Type	2013-2014 Disciplinary Outcomes		2014-2015 Disciplinary Outcomes	
	Count	Percentage	Count	Percentage
SHORT-TERM SUSPENSION (OUT OF SCHOOL)	692	69.62	691	73.9
NONE	120	12.07	96	10.27
LONG-TERM SUSPENSION (OUT-OF-SCHOOL)	144	14.49	93	9.95
MODIFIED EXPULSION TO SUSPENSION	14	1.41	34	3.64
EXPULSION	20	2.01	13	1.39
SPECIAL EDUCATION IN-SCHOOL SUSPENSION	*	*	*	*

*Numbers 10 and less are suppressed due to the personally identifiable nature of the information.

**Table 12. Disciplinary Outcomes Resulting From Tobacco Offenses
2013-2014 and 2014-2015**

Type	2013-2014 Disciplinary Outcomes		2014-2015 Disciplinary Outcomes	
	Count	Percentage of All Weapons	Count	Percentage of All Weapons
SHORT-TERM SUSPENSION (OUT OF SCHOOL)	2,373	61.25	2,787	64.65
NONE	1,174	30.3	1,202	27.88
SPECIAL EDUCATION IN-SCHOOL SUSPENSION	194	5.01	198	4.59
MODIFIED EXPULSION TO SUSPENSION	77	1.99	82	1.9
LONG-TERM SUSPENSION (OUT-OF-SCHOOL)	50	1.29	37	0.86
EXPULSION	*	*	*	*
SPECIAL EDUCATION INTERIM PLACEMENT-LEA	*	*	*	*

*Numbers 10 and less are suppressed due to the personally identifiable nature of the information.

**Table 13. Disciplinary Outcomes Resulting From Drug Offenses
2013-2014 and 2014-2015**

Type	2013-2014 Disciplinary Outcomes		2014-2015 Disciplinary Outcomes	
	Count	Percentage of Drug Offenses	Count	Percentage of Drug Offenses
MODIFIED EXPULSION TO SUSPENSION	1,306	61.17	1,057	52.27
SHORT-TERM SUSPENSION (OUT OF SCHOOL)	497	23.28	641	31.7
LONG-TERM SUSPENSION (OUT-OF-SCHOOL)	104	4.87	164	8.11
EXPULSION	59	2.76	68	3.36
NONE	143	6.7	66	3.26
SPECIAL EDUCATION IN-SCHOOL SUSPENSION	*	0.19	16	0.79
SPECIAL EDUCATION INTERIM PLACEMENT-LEA	22	1.03	*	0.49

*Numbers 10 and less are suppressed due to the personally identifiable nature of the information.

Disciplinary Outcomes for Weapons Offenses

A total of 1,418 disciplinary outcomes resulted from weapons offenses, representing 0.87 percent of all 162,272 disciplinary actions reported in 2014-2015. There were 89 less disciplinary

outcomes in 2014-2015 as compared to the previous year. All disciplinary outcomes resulting from weapon offenses are summarized in Table 14.

**Table 14. Disciplinary Outcomes Resulting From Weapons Offenses
2013-2014 and 2014-2015**

Type	2013-2014 Disciplinary Outcomes		2014-2015 Disciplinary Outcomes	
	Count	Percentage	Count	Percentage
SHORT-TERM SUSPENSION (OUT OF SCHOOL)	979	64.96	912	64.32
LONG-TERM SUSPENSION (OUT-OF-SCHOOL)	326	21.63	270	19.04
NONE	66	4.38	87	6.14
MODIFIED EXPULSION TO SUSPENSION	68	4.51	79	5.57
EXPULSION	53	3.52	54	3.81
SPECIAL EDUCATION IN-SCHOOL SUSPENSION	*	*	12	.85
SPECIAL EDUCATION INTERIM PLACEMENT-LEA	*	*	*	*

*Numbers 10 and less are suppressed due to the personally identifiable nature of the information.

Disciplinary Actions in Lieu of Expulsions for Weapon and Drug Offenses

Section 22.1-277.08 of the *Code of Virginia* states, “School boards shall expel from school attendance any student whom such school board has determined, in accordance with the procedures set forth in this article, to have brought a controlled substance, imitation controlled substance, or marijuana on to school property or to a school-sponsored event. State law, however, permits a school board to establish policies and related guidelines for determining whether “special circumstances” exist that would allow for another disciplinary action, based on the facts of a particular situation. School boards are authorized to consider factors listed in § 22.1-277.0 *Code of Virginia*, in determining “special circumstances,” in particular cases that would justify another disciplinary action. The disciplinary action “modified expulsion” is reported when a school board expels a student in accordance with state law, but then exercises its authority to modify the expulsion.

Modified expulsions for drug and weapons offenses in 2014-2015 are reported in Table 15 and 2013-2014 in Table 16. There were 830 less modified expulsions in 2014-2015 than the previous 2013-2014 school year.

Table 15. Disciplinary Actions In Lieu of Expulsions 2014-2015

Offenses	Offense Codes	No Action Taken	Short Term Suspension	Long Term Suspension	Total
Other Firearms (firearms other than handguns, rifles/shotguns)	WP8	*	*	*	*
Use of Any Destructive Bomb Device	WP7	*	*	*	*
Drug Possession/Use of Schedule I and II drugs	DR1	387	475	407	1,269
Drug Violations Schedule I and II Anabolic Steroid, Marijuana--Sale	DR4	22	62	56	140
Bringing Other Weapon, Designed/May Be Converted to Expel	WP4	*	*	*	*
Bringing a Handgun to School/School Event	WP1		*	*	*
Possession or Representation of Any Destructive Bomb Device	WP6	*	*	*	*
Bringing a Rifle/Shotgun to School/School Event	WP2	*	*	*	*

*Numbers 10 and less are suppressed due to the personally identifiable nature of the information.

Table 16. Disciplinary Actions In Lieu Of Expulsions 2013-2014

Offenses	Offense Codes	No Action Taken	Short Term Suspension	Long Term Suspension	Total
Use of Any Destructive Bomb Device	WP7	*	*	*	0
Drug Possession/Use of Schedule I and II drugs	DR1	107	1,108	748	1,963
Drug Violations Schedule I and II Anabolic Steroid, Marijuana--Sale	DR4	12	99	149	260
Possession or Representation of Any Destructive Bomb Device	WP6	*	*	*	*
Bringing Other Weapon, Designed/May Be Converted to Expel	WP4	*	*	*	*
Bringing a Rifle/Shotgun to School/School Event	WP2	*	*	*	*
Other Firearms (firearms other than handguns, rifles/shotguns)	WP8	*	*	*	*
Bringing a Handgun to School/School Event	WP1	*	*	*	*

*Numbers 10 and less are suppressed due to the personally identifiable nature of the information.

IV. VIOLATIONS REPORTED AS PART OF *GUN-FREE SCHOOLS ACT* REQUIREMENTS

The *Gun Free Schools Act* states, “Each State receiving Federal funds under any title of this Act shall have in effect a State law requiring local educational agencies to expel from school for a period of not less than 1 year a student who is determined to have brought a firearm to a school, or to have possessed a firearm at a school, under the jurisdiction of local educational agencies in that State, except that such State law shall allow the chief administering officer of a local educational agency to modify such expulsion requirement for a student on a case-by-case basis if such modification is in writing.”

The GFSA also requires school divisions to refer these students to local criminal or juvenile justice officials. All states, including Virginia, have enacted provisions related to the GFSA (Reference: §22.1-277.07, § 22.1-279.3:1), Code of Virginia 2015).

Firearm Incidents Reported as Part of the Gun-Free Schools Act Report

A total of 53 firearms incidents were reported in the 2014-2015 *Gun Free Schools Act Report*. A total of 45 incidents were reported in the previous year.

Table 17. Comparison Gun Free Schools Act by Grade Levels 2013-2014 and 2014-2015

	2013-2014				2014-2015			
School Level	Handguns	Rifle/ Shotguns	Other Firearms	Total	Handguns	Rifle/ Shotguns	Other Firearms	Total
Elementary School	*	*	*	*	*	*	*	*
Junior High School	*	*	11	13	*	*	*	12
Senior High School	*	*	*	23	17	*	*	34
Total	13	*	23	45	28	*	*	53

*Numbers 10 and less are suppressed due to the personally identifiable nature of the information.

About Gun-Free Schools Act Reporting

Firearms violations required to be reported to the U.S. Department of Education as part of *Gun Free Schools Act* are as follows:

- (WP1) Possession of a handgun
- (WP2) Possession of a rifle/shotgun
- (WP8) Possession of other firearm
- (WP4) Possession of other weapon designed to be a projectile
- (WP6) Possession of an explosive device
- (WP7) Use of an explosive device

Please refer to Appendix B for definitions of these offense codes.

Under *GFSA*, Virginia reports the six violations listed above by grade level. For purposes of *GFSA* reporting, grade levels are defined as follows:

Elementary school: Pre-Kindergarten, Kindergarten, and grades 1 through 6

Junior high school: Grades 7 through 9

High school: Grades 10 through 12, ungraded, and post-graduate

V. REGIONAL DATA

In this section, data results are presented for each of the Superintendents' Regional Study Groups and for each school division within the regions. For each region, the report includes demographic data; data on the most frequent incidents of discipline, crime, and violence; and data for major offense codes organized by school division. Table 18 lists specific offense codes for the major offense categories that are reported in this section.

Table 18. Major Offenses Reported

Offense Category	Offense Code
Aggravated Sexual Battery	SX8
Alcohol	AL1
Altercations	F1T
Arson	AR1
Attendance	A1T
Battery Against Staff w/o Weapon	BA1, BA2
Battery Against Student w/o Weapon	BA3, BA4
Electronic Devices/Beepers	C1M
Breaking and Entering	BR1
Bringing Tobacco Paraphernalia to School	T4B
Bullying/Cyber Bullying	BU1, BU2
Causing Damage to Computer	T2C
Electronic Devices/Cellular Phones	C2M
Classroom/Campus Disruption	D5C
Defiance	D2C
Disruptive Demonstrations	D3C
Disrespect	D1C
Drug Violations	DR1, DR2, DR3, DR4, DR5
Extortion	EX1
Fighting w/o Injury	FA2
Gambling	G1B
Gang Activity	GA1
Handgun, Rifle/Shotgun and Other Firearms	WP1, WP2, WP8
Harassment	HR1
Hazing	H1Z

Offense Category	Offense Code
Homicide	HO1, HO2, HO3, HO4
Inappropriate Personal Property	S1V
Inciting a Riot	RT1
Kidnapping	KI1
Malicious Wounding	BA5
Assault/Battery w/o Injury	BA6
Minor Insubordination	D8C
Misrepresentations	S2V
Obscene Language/Gestures	D6C
Obscene/Disruptive Literature	D4C
Offensive Sexual Touching/All	SX1, SX2
Other Electronic Devices	C3M
Other School Violations	S3V
Other Weapons, and Explosive Devices	WP0, WP4, WP5, WP6, WP7, WP9, W1P, W2P
Possession of Taser/Stun Gun	WT1, WS1
Possession of Razor Blades, Box Cutters, Knife (less than 3 inches)	W8P
Possession of a Toy or look-alike Gun	W3P
Possession or Use of Inhalants	D15, D16
Possession of Fireworks	W9P
Poss./Use/Sale/Dist. Over-Counter Med.	D4G, D5G, D6G
Robbery Using Force	RO1
School Threat	BB1
Sexual Assault	SX3, SX4, SX5, SX6
Sexual Battery	SB1, SB2
Sexual Harassment	SX0
Sexual Offenses	SX7
Stalking	ST1
Theft	TH1, TH2
Threat	TI1, TI2
Tobacco Products	TB1
Electronic Cigarette	TB2
Trespassing	TR1
Unauthorized Use of Technology	T1C
Vandalism	VA1
Violations of Acceptable Use Policy	T3C
Violations of the Internet Policy	T4C

Region I



Charles City County
Chesterfield County
Colonial Heights City
Dinwiddie County
Goochland County
Hanover County
Henrico County
Hopewell City

New Kent County
Petersburg City
Powhatan County
Prince George County
Richmond City
Surry County
Sussex County

Region I Demographic Information, 2014-2015

Region I	No. of Schools/Centers	Total Fall Membership	No. of Teachers
Charles City County	3	710	67
Chesterfield County	64	59,725	4,387
Colonial Heights City	6	2,826	265
Dinwiddie County	7	4,444	347
Goochland County	5	2,438	230
Hanover County	26	18,041	1,504
Henrico County	81	50,971	3,488
Hopewell City	8	4,352	342
New Kent County	5	3,027	234
Petersburg City	9	4,318	359
Powhatan County	7	4,217	347
Prince George County	8	6,459	446
Richmond City	51	23,957	1,709
Surry County	3	867	114
Sussex County	3	1,110	105
Totals	187,462	286	13,944

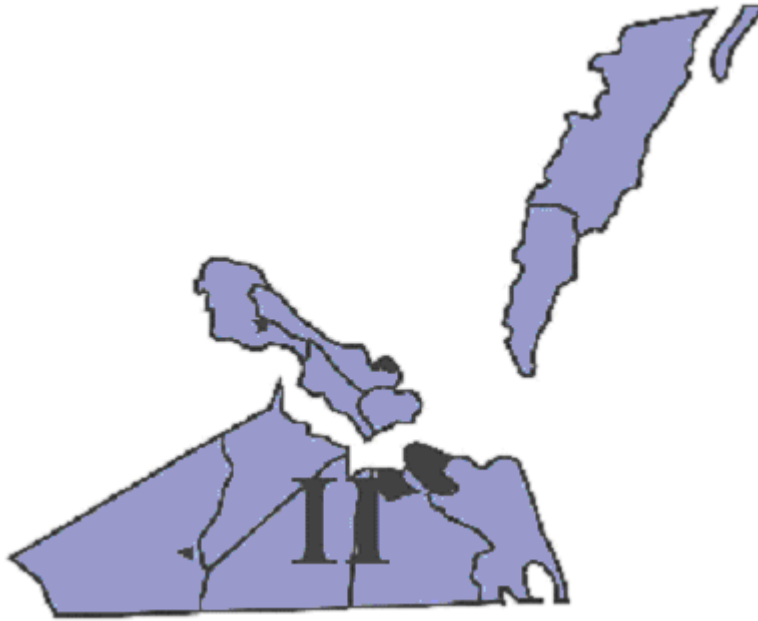
Region I Incidents of Discipline, Crime and Violence, 2014-2015

In Region I, a total of 21,916 incidents were reported in 2014-2015. The four most frequently reported offenses were defiance, disruptive demonstrations, classroom and campus disruption, and altercations. The ten types of incidents most frequently reported in Region I are summarized in the table below.

Top 10 Incidents in Region I, 2014-2015

Rank	Offenses	Offense Codes	Number	Percent of Total Incidents
1	Defiance	D2C	5,033	22.96
2	Disruptive Demonstrations	D3C	4,119	18.79
3	Classroom/Campus Disruption	D5C	4,101	18.71
4	Minor Physical Altercations	F1T	2,357	10.75
5	Disrespect	D1C	1,433	6.54
6	Fighting w/o Injury	FA2	1,100	5.02
7	Battery Against Student w/o Weapon	BA3, BA4	694	3.17
8	Bullying/Cyber-bullying	BU1	533	2.43
9	Drug Violations	D1-D5	470	2.14
10	Attendance	A1T	436	1.99
Total Top 10 Offenses			20,276	92.50
Total of All Offenses			21,916	100

Region II



Accomack County
Chesapeake City
Franklin City
Hampton City
Isle of Wight County
Newport News City
Norfolk City
Northampton County

Poquoson City
Portsmouth City
Southampton County
Suffolk City
Virginia Beach City
Williamsburg – James City
York County

Region II Demographic Information

REGION II	No. of Schools/Centers	Total Fall Membership	No. of Teachers
Accomack County	13	5,258	360
Chesapeake City	47	39,707	3,008
Franklin City	3	1,201	122
Hampton City	31	20,796	1,734
Isle of Wight County	9	5,579	422
Newport News City	44	29,547	2,177
Norfolk City	51	32,290	2,517
Northampton County	5	1,651	156
Poquoson City	4	2,095	183
Portsmouth City	25	15,080	1,124
Southampton County	7	2,770	211
Suffolk City	20	14,365	1,104
Virginia Beach City	86	70,121	4,574
Williamsburg-James City County	15	11,389	922
York County	19	12,695	953
Total	379	264,544	19,567

Region II Incidents of Discipline, Crime and Violence, 2014-2015

In Region II, a total of 38,330 incidents were reported in 2014-2015. The four most frequently reported offenses were defiance, disruptive demonstrations, classroom and campus disruption, and Minor Physical Altercations. The ten types of incidents most frequently reported in Region II are summarized in the table below.

Top 10 Incidents in Region II, 2014-2015

Rank	Offenses	Offense Codes	Number	Percent of Total Incidents
1	Defiance	D2C	8,282	21.64
2	Disruptive Demonstrations	D3C	7,415	19.37
3	Classroom/Campus Disruption	D5C	6,235	16.29
4	Minor Physical Altercations	F1T	3,774	9.83
5	Disrespect	D1C	3,280	8.57
6	Harassment	HR1	2,315	6.05
7	Fighting w/o Injury	FA2	2,223	5.81
8	Cellular Phones	C2M	1,155	3.02
9	Drug Violations	DR1 DR2	717	1.87
10	Battery against Student w/o Weapon	BA3 BA4	639	1.67
Total Top 10 Offenses			36,035	94.01
Total of All Offenses			38,330	100

Region III



Caroline County
Essex County
Fredericksburg City
Gloucester County
King George County
King & Queen County
King William County
Lancaster County
Mathews County

Middlesex County
Northumberland County
Richmond County
Spotsylvania County
Stafford County
Town of Colonial Beach
Town of West Point
Westmoreland County

Region III Demographic Information, 2014-2015

Region III	No. of Schools/Centers	Total Fall Membership	No. of Teachers
Caroline County	5	4,357	235
Colonial Beach	2	553	46
Essex County	3	1,526	132
Fredericksburg City	5	3,466	288
Gloucester County	8	5,529	440
King George County	5	4,384	301
King William County	4	2,218	172
King and Queen County	3	891	71
Lancaster County	3	1,220	118
Mathews County	3	1,140	109
Middlesex County	3	1,266	102
Northumberland County	3	1,421	126
Richmond County	3	1,225	102
Spotsylvania County	34	23,887	1,606
Stafford County	30	27,573	1,766
West Point	3	786	71
Westmoreland County	4	1,709	142
Total	121	83,151	5,827

Region III Incidents of Discipline, Crime and Violence, 2014-2015

In Region III, a total of 6,925 incidents were reported in 2014-2015. The four most frequently reported offenses were defiance, disrespect, classroom/campus disruption, and minor physical altercations. The ten types of incidents most frequently reported in Region III are summarized in the table below.

Top 10 Incidents in Region III, 2014-2015

Rank	Offenses	Offense Codes	Number	Percent of Total Incidents
1	Defiance	D2C	1,353	19.54
2	Disrespect	D1C	1,198	17.30
3	Classroom/Campus Disruption	D5C	1,139	16.45
4	Minor Physical Altercation	F1T	931	13.44
5	Disruptive Demonstrations	D3C	557	8.04
6	Cellular Telephones	C2M	483	6.97
7	Fighting/Mutual Contact	FA2	348	5.03
8	Bullying/Cyber Bullying	BU1	228	3.29
9	Battery Against Student no Weapon	BA3, BA4	196	2.83
10	Drug Violations	DR1-DR5	164	2.37
Total Top 10 Offenses			6,597	95.26
Total of All Offenses			6,925	100

Region IV



Alexandria City
Arlington County
Clarke County
Culpeper County
Fairfax Co./Fairfax City
Falls Church
Fauquier County
Frederick County
Loudoun County
Madison County

Manassas City
Manassas Park
Orange County
Page County
Prince William County
Rappahannock County
Shenandoah County
Warren County
Winchester City

Region IV Demographic Information, 2014-2015

Region IV	No. of Schools/Centers	Total Fall Membership	No. of Teachers
Alexandria City	16	14,216	1,349
Arlington County	37	24,559	2,256
Clarke County	4	1,995	156
Culpeper County	11	8,074	654
Fairfax County	218	185,509	16,215
Falls Church City	5	2,465	260
Fauquier County	20	11,167	907
Frederick County	18	13,181	1,093
Loudoun County	88	73,418	5,175
Madison County	4	1,865	156
Manassas City	9	7,476	621
Manassas Park City	4	3,359	255
Orange County	11	5,222	382
Page County	10	3,506	303
Prince William County	90	86,641	6,040
Rappahannock County	2	919	75
Shenandoah County	10	6,196	544
Warren County	8	5,398	425
Winchester City	6	4,269	355
Totals	571	459,435	37,221

Region IV Incidents of Discipline, Crime, and Violence 2014-2015

In Region IV, a total of 13,949 incidents were reported in 2014-2015. The four most frequently reported offenses were defiance, altercations, disrespect, and classroom and campus disruptions. The ten types of incidents most frequently reported in Region IV are summarized in the table below.

Top 10 Incidents in Region IV, 2014-2015

Rank	Offenses	Offense Codes	Number	Percent of Total Incidents
1	Defiance/Insubordination	D2C	2,590	18.57
2	Minor Physical Altercation	F1T	1,848	13.25
3	Disrespect	D1C	1,627	11.66
4	Classroom or Campus Disruption	D5C	1,573	11.28
5	Disruptive Demonstrations	D3C	1,141	8.18
6	Fighting Mutual Contact	FA2	1,067	7.65
7	Battery Against/Student No Weapon	BA3, BA4	934	6.70
8	Drug Violations, Schedule I and II	DR1-DR5	887	6.36
9	Bullying/Cyber Bullying	BU1	709	5.08
10	Battery Against Staff/No Weapon	BA1, BA2	446	3.20
Total Top 10 Offenses			12,822	91.93
Total of All Offenses			13,949	100.00

Region V



Albemarle County
Amherst County
Augusta County
Bath County
Bedford Co./Bedford City
Buena Vista City
Campbell County
Charlottesville City
Fluvanna County
Greene County

Harrisonburg City
Highland County
Lexington City
Louisa County
Lynchburg City
Nelson County
Rockbridge County
Rockingham County
Staunton City
Waynesboro City

Region V Demographic Information, 2014-2015

Region V	No. of Schools/Centers	Total Fall Membership	No. of Teachers
Albemarle County	26	13,681	1,267
Amherst County	10	4,269	387
Augusta County	20	10,522	833
Bath County	3	612	70
Bedford County	23	10,097	790
Buena Vista City	4	1,055	89
Campbell County	15	8,138	618
Charlottesville City	10	4,356	424
Fluvanna County	5	3,627	271
Greene County	7	3,185	274
Harrisonburg City	8	5,633	514
Highland County	2	200	31
Lexington City	2	495	49
Louisa County	6	4,844	411
Lynchburg City	17	8,599	677
Nelson County	4	1,933	168
Rockbridge County	6	2,824	261
Rockingham County	23	11,870	989
Staunton City	6	2,734	251
Waynesboro City	7	3,230	266
Totals	204	101,904	8,640

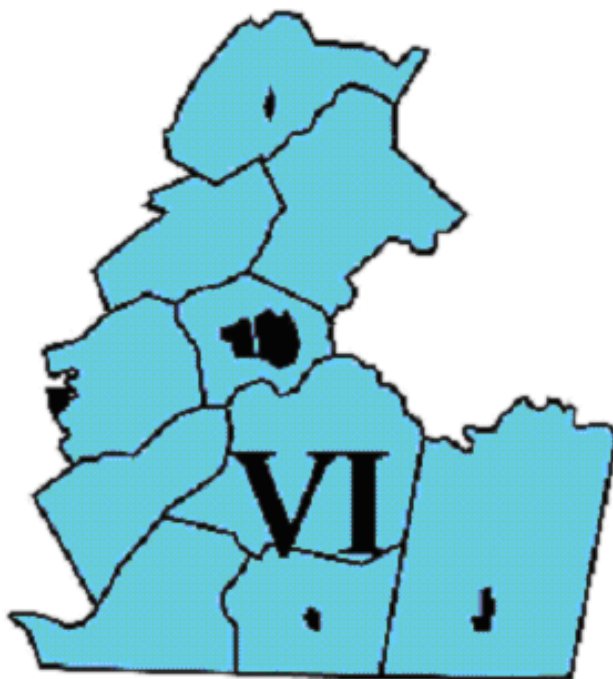
Region V Incidents of Discipline, Crime, and Violence 2014-2015

In Region V, a total of 7,369 incidents were reported in 2014-2015. The four most frequently reported offenses were defiance, classroom/campus disruption, disrespect and, minor physical altercation. The ten types of incidents most frequently reported in Region V are summarized in the table below.

Top 10 Incidents in Region V, 2014-2015

Rank	Offenses	Offense Codes	Number	Percent of Total Incidents
1	Defiance/Insubordination	D2C	1,567	21.26
2	Classroom or Campus Disruption	D5C	1,281	17.38
3	Disrespect	D1C	1,057	14.34
4	Minor Physical Altercation	F1T	1,006	13.65
5	Disruptive Demonstrations	D3C	739	10.03
6	Fighting Mutual Contact	FA2	306	4.15
7	Battery Against/Student No Weapon	BA3, BA4	275	3.73
8	Drug Violations, Schedule I and II	DR1-DR5	252	3.42
9	Bullying	BU1	246	3.34
10	Cellular Telephones	C2M	167	2.27
Total Top 10 Offenses			6,896	93.57
Total of All Offenses Reported			7,369	100

Region VI



Alleghany County
Botetourt County
Covington City
Craig County
Danville City
Floyd County
Franklin County
Henry County

Martinsville City
Montgomery County
Patrick County
Pittsylvania County
Roanoke County
Roanoke City
Salem City

Region VI Demographic Information, 2014-2015

Region VI	No. of Schools/Centers	Total Fall Membership	No. of Teachers
Alleghany County	5	2,330	207
Botetourt County	12	4,863	434
Covington City	3	1,002	86
Craig County	2	646	63
Danville City	14	6,315	505
Floyd County	5	1,990	168
Franklin County	16	7,491	662
Henry County	14	7,428	560
Martinsville City	5	2,300	203
Montgomery County	20	9,703	869
Patrick County	7	2,905	227
Pittsylvania County	20	9,299	756
Roanoke City	26	13,649	1,104
Roanoke County	27	14,384	1,149
Salem City	6	3,865	308
Totals	182	88,170	7,301

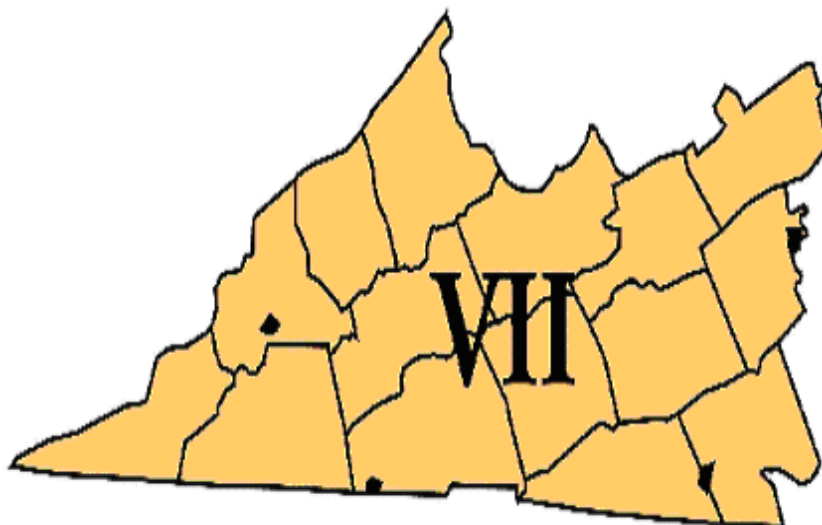
Region VI Incidents of Discipline, Crime, and Violence, 2014-2015

In Region VI, a total of 8,657 incidents were reported in 2014-2015. The four most frequently reported offenses were defiance, classroom/campus disruption, minor physical altercation, and disrespect. The ten types of incidents most frequently reported in Region VI are summarized in the table below.

Top Ten Incidents in Region VI, 2014-2015

Rank	Offenses	Offense Codes	Number	Percent of Total Incidents
1	Defiance/Insubordination	D2C	1,891	21.84
2	Classroom/Campus Disruption	D5C	1,510	17.44
3	Minor Physical Altercation	F1T	1,448	16.73
4	Disrespect	D1C	1,190	13.75
5	Disruptive Demonstrations	D3C	992	11.46
6	Fighting Mutual Contact	FA2	346	4.00
7	Minor Insubordination	D8C	232	2.68
8	Battery against Student w/o weapon	BA3, BA4	216	2.50
9	Drug Violations	DR1-DR5	205	2.37
10	Bullying/Cyber bullying	BU1	194	2.24
Total Top 10 Offenses			8,224	95.01
Total of All Offenses Reported			8,657	100

Region VII



Bland County
Bristol City
Buchanan County
Carroll County
Dickenson County
Galax City
Giles County
Grayson County
Lee County
Norton City

Pulaski County
Radford City
Russell County
Scott County
Smyth County
Tazewell County
Washington County
Wise County
Wythe County

Region VII Demographic Information, 2014-2015

Region VII	No. of Schools/Centers	Total Fall Membership	No. of Teachers
Bland County	2	830	73
Bristol City	7	2,303	194
Buchanan County	10	3,126	311
Carroll County	10	3,890	359
Dickenson County	7	2,349	207
Galax City	3	1,387	114
Giles County	6	2,423	210
Grayson County	8	1,769	185
Lee County	11	3,280	330
Norton City	2	839	66
Pulaski County	8	4,430	359
Radford City	4	1,664	143
Russell County	13	4,177	323
Scott County	14	3,783	298
Smyth County	14	4,682	442
Tazewell County	16	6,226	481
Washington County	17	7,329	609
Wise County	14	6,111	528
Wythe County	13	4,308	340
Totals	179	64,906	5,572

Region VII Incidents of Discipline, Crime, and Violence, 2014-2015

In Region VII, a total of 3,732 incidents were reported in 2014-2015. The four most frequently reported offenses were defiance, altercations, classroom disruptions and disruptive demonstrations. The ten types of incidents most frequently reported in Region VII are summarized in the table below.

Top 10 Incidents in Region VII, 2014-2015 Rank	Offenses	Offense Codes	Number	Percent of Total Incidents
1	Defiance/Insubordination	D2C	719	19.27
2	Minor Physical Altercation	F1T	697	18.68
3	Classroom or Campus Disruption	D5C	424	11.36
4	Disruptive Demonstrations	D3C	373	9.99
5	Disrespect	D1C	325	8.71
6	Fighting/ Mutual Contact	FA2	287	7.69
7	Bullying	BU1	310	8.31
8	Battery against Student w/o weapon	BA3, BA4	182	4.88
9	Drug Violations	DR1-DR5	111	2.97
10	Harassment	HR1	80	2.14
Total Top 10 Offenses			3,508	94.00
Total of All Offenses Reported			3,732	100

Region VIII



Amelia County
Appomattox County
Brunswick County
Buckingham County
Charlotte County
Cumberland County

Greensville County
Halifax County
Lunenburg County
Mecklenburg County
Nottoway County
Prince Edward County

Region VIII Demographic Information, 2014-2015

Region VIII	No. of Schools/Centers	Total Fall Membership	No. of Teachers
Amelia County	64	1,810	131
Appomattox County	4	2,305	188
Brunswick County	5	1,857	168
Buckingham County	5	2,147	161
Charlotte County	5	1,968	155
Cumberland County	3	1,431	114
Greensville County	4	2,534	192
Halifax County	12	5,525	481
Lunenburg County	4	1,593	130
Mecklenburg County	9	4,584	354
Nottoway County	6	2,318	184
Prince Edward County	4	2,189	197
Totals	64	30,261	2,455

Region VIII Incidents of Discipline, Crime, and Violence, 2014-2015

In Region VIII, a total of 4,613 incidents were reported in 2014-2015. The four most frequently reported offenses were classroom/campus disruption, defiance, disruptive demonstrations and disrespect. The ten types of incidents most frequently reported in Region VIII are summarized in the table below.

Top 10 Incidents in Region VIII, 2014-2015

Rank	Offenses	Offense Codes	Number	Percent of Total Incidents
1	Classroom or Campus Disruption	D5C	1,187	25.73
2	Defiance/Insubordination	D2C	953	20.66
3	Disruptive Demonstrations	D3C	558	12.10
4	Disrespect	D1C	557	12.07
5	Minor Physical Altercation	F1T	462	10.02
6	Fighting/Mutual Contact	FA2	200	4.34
7	Cellular Phone	C2M	145	3.14
8	Bullying/Cyber Bullying	BU1	129	2.80
9	Attendance	A1T	117	2.54
10	Battery against Student w/o weapon	BA3, BA4	102	2.21
Total Top 10 Offenses			4,410	95.61
Total of All Offenses Reported			4,613	100

VI. Regional Centers and Programs

The regional centers and programs have submitted DCV data since 2004-2005. Table 27 represents incidents of Discipline, Crime and Violence for all regional centers and programs which include governor's schools, special education centers/programs, career technical centers/programs, and alternative education centers/programs.

Table 27. Regional Centers/Programs, 2014-2015

All Incidents of Discipline, Crime, and Violence, 2014-2015			
Offenses	Offense Codes	Count	Percent of all Regional Centers/Programs Incidents
Offenses most frequently reported			
Defiance of Authority/Insubordination	D2C	459	18.15
Using Obscene/Inappropriate Language/Gestures	D6C	317	12.53
Classroom or Campus Disruption	D5C	272	10.76
Disrespect/Walking Away	D1C	243	9.61
Disruptive Demonstrations	D3C	193	7.63
Minor Physical Altercation	F1T	102	4.03
Tobacco	TB1	96	3.8
Assault Against Staff: No Weapon	BA2	81	3.2
Threatening Staff Member (physical/verbal threat)	TI1	74	2.93
Minor Insubordination	D8C	68	2.69
Assault Against Student/No Weapon	BA4	65	2.57
Other School Code of Conduct Violation (not covered in these)	S3V	63	2.49
Threatening Student (physical or verbal threat or intimidation)	TI2	59	2.33
Cellular Telephones	C2M	58	2.29
Fighting: Mutual Contact--No/Minor Injuries, No.	FA2	45	1.78
Drug Possession/Use of Schedule I and II drugs	DR1	43	1.7
Bullying	BU1	36	1.42
Theft Offenses (except motor vehicles)	TH1	26	1.03
Vandalism	VA1	20	0.79

Harassment	HR1	16	0.63
Alcohol	AL1	15	0.59
Sexual Harassment	SX0	14	0.55
Attendance	A1T	13	0.51
Tobacco Paraphernalia to school events	T4B	12	0.47
Drug Violations Schedule III-VI Poss./Sale/Dist./ Paraphernalia	DR5	12	0.47
Violations of Acceptable Usage Policy	T3C	12	0.47
Misrepresentation (altering notes, false information, cheating, etc.)	S2V	12	0.47
Gang Activity	GA1	*	*
Trespassing	TR1	*	*
Bringing Razor Blades/Box Cutters/Knife less than 3 inches	W8P	*	*
Inappropriate Personal Property (food/beverage, clothing, toys, etc.)	S1V	*	*
Bringing a Knife to School/School Event (more than 3 inches)	WP5	*	*
Possession of Other Weapon (instrument/object to inflict harm)	WP9	*	*
Cyber Bullying	BU2	*	*
Offensive Sexual Touching Against Student	SX2	*	*
Offensive Sexual Touching Against Staff	SX1	*	*
Violations of Internet Policy	T4C	*	*
Unauthorized Use of Technology and/or Information	T1C	*	*
Sexual Offenses Without Force	SX7	*	*
Drug violation-- look a-like-- use/poss.	DR2	*	*
Drug Violations Schedule I and II Anabolic Steroid	DR4	*	*
Possession of Obscene/Disruptive Literature/Illustrations	D4C	*	*
Assault against Staff--Firearm or Other Weapon	BA1	*	*
Over-the-Counter Medication Sale/Distribution	D6G	*	*
Assault/Battery against student without injury	BA6	*	*

Malicious Wounding without a weapon	BA5	*	*
Inciting a Riot	RT1	*	*
Electronic Devices (radios, tape players, etc.)	C3M	*	*
Over-the-Counter Medication Possession	D5G	*	*
Over-the-Counter Medication Use	D4G	*	*
Bringing a Handgun to School/School Event	WP1	*	*
Possession of a BB gun	WP0	*	*
Bringing Fireworks/Explosives to School/School Event	W9P	*	*
Bringing a Toy/Look-Alike Gun to School/School Event	W3P	*	*
Arson	AR1	*	*
Theft or Attempted Theft of Student Prescription Medication	DR3	*	*
Causing/Attempting to Cause Damage to Computer Hardware,	T2C	*	*
Bomb Threat	BB1	*	*
Assault Against Student--Firearm or Other Weapon	BA3	*	*
	Total	2,529	100.01

*Numbers 10 and less are suppressed due to the personally identifiable nature of the information.

Appendix A. Applicable State and Federal Laws

Code of Virginia

§ 22.1-279.3:1. Reports of certain acts to school authorities.

A. Reports shall be made to the division superintendent and to the principal or his designee on all incidents involving (i) the assault or assault and battery, without bodily injury, of any person on a school bus, on school property, or at a school-sponsored activity; (ii) the assault and battery which results in bodily injury, sexual assault, death, shooting, stabbing, cutting, or wounding of any person on a school bus, on school property, or at a school-sponsored activity; (iii) any conduct involving alcohol, marijuana, a controlled substance, imitation controlled substance, or an anabolic steroid on a school bus, on school property, or at a school-sponsored activity, including the theft or attempted theft of student prescription medications; (iv) any threats against school personnel while on a school bus, on school property or at a school-sponsored activity; (v) the illegal carrying of a firearm, as defined in § 22.1-277.07, onto school property; (vi) any illegal conduct involving firebombs, explosive materials or devices, or hoax explosive devices, as defined in § 18.2-85, or explosive or incendiary devices, as defined in § 18.2-433.1, or chemical bombs, as described in § 18.2-87.1, on a school bus, on school property, or at a school-sponsored activity; (vii) any threats or false threats to bomb, as described in § 18.2-83, made against school personnel or involving school property or school buses; or (viii) the arrest of any student for an incident occurring on a school bus, on school property, or at a school sponsored activity, including the charge therefore.

B. Notwithstanding the provisions of Article 12 (§ 16.1-299 et seq.) of Chapter 11 of Title 16.1, local law-enforcement authorities shall report, and the principal or his designee and the division superintendent shall receive such reports, on offenses, wherever committed, by students enrolled at the school if the offense would be a felony if committed by an adult or would be a violation of the Drug Control Act (§ 54.1-3400 et seq.) and occurred on a school bus, on school property, or at a school sponsored activity, or would be an adult misdemeanor involving any incidents described in clauses (i) through (viii) of subsection A.

C. The principal or his designee shall submit a report of all incidents required to be reported pursuant to this section to the superintendent of the school division. The division superintendent shall annually report all such incidents to the Department of Education for the purpose of recording the frequency of such incidents on forms that shall be provided by the Department and shall make such information available to the public. A division superintendent who knowingly fails to comply or secure compliance with the reporting requirements of this subsection shall be subject to the sanctions authorized in § 22.1-65. A principal who knowingly fails to comply or secure compliance with the reporting requirements of this section shall be subject to sanctions prescribed by the local school board, which may include, but need not be limited to, demotion or dismissal. The principal or his designee shall also notify the parent of any student involved in an incident required pursuant to this section to be reported, regardless of whether disciplinary action is taken against such student or the nature of the disciplinary action. Such notice shall relate to only the relevant student's involvement and shall not include information concerning other students. Whenever any student commits any reportable incident as set forth in this section, such student shall be required to participate in such prevention and intervention activities as deemed appropriate by the superintendent or his designee. Prevention and intervention activities shall be identified in the local school division's drug and violence prevention plans developed pursuant to

the federal Improving America's Schools Act of 1994 (Title IV - Safe and Drug-Free Schools and Communities Act).

D. Except as may otherwise be required by federal law, regulation, or jurisprudence, the principal shall immediately report to the local law-enforcement agency any act enumerated in clauses (ii) through (vii) of subsection A that may constitute a criminal offense and may report to the local law enforcement agency any incident described in clause (i) of subsection A.

E. A statement providing a procedure and the purpose for the requirements of this section shall be included in school board policies required by § [22.1-253.13:7](#). The Board of Education shall promulgate regulations to implement this section, including, but not limited to, establishing reporting dates and report formats.

F. For the purposes of this section, "parent" or "parents" means any parent, guardian or other person having control or charge of a child.

G. This section shall not be construed to diminish the authority of the Board of Education or to diminish the Governor's authority to coordinate and provide policy direction on official communications between the Commonwealth and the United States government.

(1981, c. 189; 1990, cc. 517, 797; 1991, c. 295; 1994, cc. 265, 285; 1995, cc. 759, 773; 1996, cc. 916, 964; 1999, c. 970; 2000, cc. 79, 611, § 22.1-280.1; 2001, cc. 688, 820; 2002, c. 388; 2003, cc. 899, 954; 2004, cc. 517, 542, 939, 955.)

Federal Gun-Free Schools Act, Section 14061

(a) Short Title.--This section may be cited as the 'Gun-Free Schools Act of 1994'.

(b) Requirements.--

(1) In general.--Except as provided in paragraph (3), each State receiving Federal funds under this Act shall have in effect a State law requiring local educational agencies to expel from school for a period of not less than one year a student who is determined to have brought a weapon to a school under the jurisdiction of local educational agencies in that State, except that such State law shall allow the chief administering officer of such local educational agency to modify such expulsion requirement for a student on a case-by-case basis.

(2) Construction.--Nothing in this title shall be construed to prevent a State from allowing a local educational agency that has expelled a student from such a student's regular school setting from providing educational services to such student in an alternative setting.

(3) Special rule--(A) Any State that has a law in effect prior to the date of enactment of the Improving America's Schools Act of 1994 which is in conflict with the not less than one year expulsion requirement described in paragraph (1) shall have the period of time described in subparagraph (B) to comply with such requirement. (B) The period of time shall be the period beginning on the date of enactment of the Improving America's Schools Act and ending one year after such date.

(4) Definition.--For the purpose of this section, the term 'weapon' means a firearm as such term is defined in section 921 of title 18, United States Code. (c) Special Rule.--The provisions of this section shall be construed in a manner consistent with the Individuals with Disabilities Education Act. (d) Report to State.--Each local educational agency requesting assistance from the State educational agency that is to be provided from funds made available to the State under this Act shall provide to the State, in the application requesting such assistance--(1) an assurance that such local educational agency is in compliance with the State law required by subsection (b); and (2) a description of the circumstances surrounding any expulsions imposed under the State law required by subsection (b), including-- (A) the name of the school concerned; (B) the number of students expelled from such school; and (C) the type of weapons concerned. (e) Reporting.--Each State shall report the information described in subsection (c) to the Secretary on an annual basis. (f) Report to Congress.--Two years after the date of enactment of the Improving America's Schools Act of 1994, the Secretary shall report to Congress if any State is not in compliance with the requirements of this title.

Appendix B. Offenses Required to be Reported

The following table lists terms, definitions, and codes for offenses. The legal source or related statute is noted in the fifth column of the table. The following is a key to the abbreviations used in this column:

BOE	Board of Education	PDS	Persistently Dangerous Schools
<i>Code of VA</i>	Code of Virginia	SDFSCA	Safe and Drug-Free Schools and Communities Act
GFSA	Gun Free Schools Act	USC	United States Code
ESSA	Every Child Succeeds Act of 2015 (NCLB 2001)	VAC	Virginia Administrative Code (from Standards of Accreditation)
UMIRS	Uniform Management Information and Reporting System		

***Persistently Dangerous**

NOTE: Offenses used as measures for determining ESSA's "persistently dangerous schools" designation are shaded in gray.

Offense Term	Definition	Reporting Codes	Disciplinary Reporting Requirements*	Source of Requirements and Related Statute	Reference Notes
Alcohol Use Possession Sale/Distribution	Violating laws or ordinances prohibiting the manufacture, sale, purchase, transportation, possession, or consumption of intoxicating alcoholic beverages or substances represented as alcohol. Suspicion of being under the influence of alcohol may be included if it results in disciplinary action.	AL1 Required to be reported to law enforcement	Required to be reported regardless of sanction	<i>Code of VA</i> §22.1-279.3:1(A) SDFSCA Report 20 USC §7116 20 USC §7161 UMIRS	<u>Sub-Categories</u> AC1 – Alcohol Use AC2 – Alcohol Possession AC3 – Alcohol Sale/Distribution
Arson Actual Attempted	Unlawfully and intentionally damaging or attempting to damage any school or personal property by fire or incendiary device. Firecrackers, fireworks, and trashcan fires would be included in this category if they were contributing factors to a damaging fire.	AR1	Required to be reported only if sanction is suspension or expulsion	SDFSCA Report UMIRS <i>Code of VA</i> §18.2-79	<u>Sub-Categories</u> AS1 – Arson: Actual AS2 – Arson: Attempted AS3 – Lighted firecrackers, Cherry Bombs, or Stink-bombs that Contribute to a Damaging fire. Firecrackers or fireworks should be coded as W9P.

Assault/ Battery With Firearm or Other Weapon Against Staff	An actual offensive, forceful and violent and intentional touching or striking of a staff member against his or her will, intentionally causing bodily harm through the use of a firearm or other weapon.	BA1 Required to be reported to law enforcement	Required to be reported regardless of sanction	BOE-PDS Policy <i>Code of VA</i> §18.2-57 §22.1-279.3:1(A & D) 8 VAC 20-560-10 8 VAC 20-131-270 SDFSCA Report 20 USC §7116 20 USC §7151 UMIRS	
Assault/ Battery With No Firearm or Weapon Against Staff	An actual offensive and intentional touching or striking of a staff member against his or her will, intentionally causing bodily harm without the use of a firearm or weapon.	BA2 Required to be reported to law enforcement	Required to be reported regardless of sanction	<i>Code of VA</i> §22.1-279.3:1(A & D) 8 VAC 20-560-10 8 VAC 20-131-270 SDFSCA Report 20 USC §7116 UMIRS	
Assault/ Battery With Firearm or Other Weapon Against Student	An actual offensive forceful and violent and intentional touching or striking of a student against his or her will, intentionally causing bodily harm with the use of a firearm or other weapon.	BA3 Required to be reported to law enforcement	Required to be reported regardless of sanction	BOE-PDS Policy <i>Code of VA</i> §18.2-57 §22.1-279.3:1(A & D) 8 VAC 20-560-10 8 VAC 20-131-270 SDFSCA Report 20 USC §7116 20 USC §7151 UMIR	
Assault/ Battery With No Firearm or Weapon Against Student	An actual offensive and intentional touching or striking of a student against his or her will, or mutual participation in a fight that intentionally causes bodily harm without the use of a firearm or weapon.	BA4 Required to be reported to law enforcement	Required to be reported regardless of sanction	<i>Code of VA</i> §22.1-279.3:1(A & D) 8 VAC 20-560-10 8 VAC 20-131-270 SDFSCA Report 20 USC §7116 UMIRS	
Assault/Battery	Maliciously causing bodily injury to a person (without a weapon) with the intent to maim,	BA5 Required to be	Required to be reported	BOE-PDS Policy <i>Code of VA</i>	

Malicious Wounding Without a Weapon	disfigure, disable, or kill.	reported to law enforcement	regardless of sanction	§18.5-51.2 SDFSCA Report 20 USC §7116 8 VAC 20-131-270	
Assault/Battery without bodily injury	The assault or assault and battery, without bodily injury, of any person on a school bus, on school property, or at a schools-sponsored event.	BA6	Required to be reported regardless of sanction	Code of VA §22.1-279.3:1A.	
Attendance	Violation of state, school division, or school policy relating to attendance.	A1T	Sanction 2 and 3 are required to be reported if there is another offense or if a single offense is a sanction of expulsion. Spec Ed = 01 remains the same	SDFSCA Report UMIRS Code of VA §22.1-277(A)	
Breaking and Entering Burglary	Unlawfully entering or attempting to enter a building or other structure with the intent to commit a crime.	BR1	Required to be reported only if sanction is suspension or expulsion	SDFSCA Report UMIRS	<u>Sub-Categories</u> BK1 – Burglary: Actual BK2 – Burglary: Attempted
Bullying	Using repeated negative behaviors intended to frighten or cause harm. These may include, but are not limited to, verbal or written threats or physical harm.	BU1	Required to be reported regardless of sanction	Code of VA §22.1-208.01(A)	
Cyber Bullying	Cyber bullying is defined as using information and communication technologies, such as cell phone text messages and pictures and internet e-mail, social networking Web sites, defamatory personal Web sites, and defamatory online personal polling Web sites to support deliberate, hostile, behavior intended to harm others.	BU2	Required to be reported regardless of sanction	Code of VA §22.1-208.01(A)	

Disorderly Conduct/ Insubordinate	Unwillingness to submit to authority or refusal to respond to a reasonable request. Any act that intentionally disrupts the orderly conduct of a school function. Any behavior that substantially disrupts the orderly learning environment.	D1C D2C D3C D4C D5C D6C D8C	Required to be reported only if sanction is suspension or expulsion	SDFSCA Report UMIRS <i>Code of VA</i> §22.1-276.2	<u>Sub-Categories</u> D1C – Disrespect (walking away, etc.) D2C – Defiance (refuses requests) D3C – Disruptive Demonstrations D4C – Possession of Obscene or Disruptive Literature D5C – Classroom or Campus Disruption D6C – Using Obscene or Inappropriate Language or Gestures D8C – Minor Insubordination
Drug Violations Schedule I & II Anabolic Steroid Marijuana Use Possession	Violation of laws or ordinances prohibiting the manufacture, transportation, possession or consumption of marijuana, Schedule I & II drugs, and anabolic Steroid-Use. Suspicion of being under the influence of marijuana may be included if it results in disciplinary action. Links to the Drug Control Acts: http://leg1.state.va.us/cgi-bin/legp504.exe?000+cod+54.1-3446 (Schedule I) http://leg1.state.va.us/cgi-bin/legp504.exe?000+cod+54.1-3448 (Schedule II) http://leg1.state.va.us/cgi-bin/legp504.exe?000+cod+54.1-3466 (Definitions)	DR1 Required to be reported to law enforcement	Required to be reported regardless of sanction	<i>Code of VA</i> §22.1-279.3:1(A) 8 VAC 20-560-10 SDFSCA Report 20 USC §7116 20 USC §7161 UMIRS	<u>Sub-Categories</u> Schedule I & II Drugs / Marijuana/Anabolic Steroid-Use and Possession DG1 – Schedule I & II Drug Use DG2 – Schedule I & II Drug Possession DG7 – Marijuana Use DG8 – Marijuana Possession D20 – Anabolic Steroid/Use and Possession DG5 – Synthetic marijuana Use or Possession

Drug Violations Look-alikes Use Possession	Unlawfully using, cultivating, manufacturing, purchasing, possessing, transporting, or importing any substances represented as drug look-alikes. Links to the Drug Control Acts: http://leg1.state.va.us/cgi-bin/legp504.exe?000+cod+54.1-3466 (Definitions) http://leg1.state.va.us/cgi-bin/legp504.exe?000+cod+18.2-247 (Definitions)	DR2 Required to be reported to law enforcement	Required to be reported regardless of sanction	<i>Code of VA</i> §18.2-634 §22.1-279.3:1(A) 8 VAC 20-560-10 SDFSCA Report 20 USC §7116 20 USC §7161 UMIRS	Sub-Categories D17 – Substances Represented as Drugs (Look-alikes)
Drug Violations Inhalants	Unlawfully using, cultivating, manufacturing, purchasing, possessing, transporting, or importing any inhalants Links to the Drug Control Acts: http://leg1.state.va.us/000/cod/18.2-264.HTM	D15 D16	Required to be reported regardless of sanction	<i>Code of VA</i> §18.2-264 SDFSCA Report	D15 – Possession of Inhalants D16 – Use of Inhalants
Drug Violations Prescription Theft Attempted Theft	Unlawfully possessing or attempting to take possession of drugs prescribed for another. Links to the Drug Control Acts: http://leg1.state.va.us/cgi-bin/legp504.exe?000+cod+18.2-258.2 (Theft) http://leg1.state.va.us/cgi-bin/legp504.exe?000+cod+54.1-3466 (Definitions)	DR3 Required to be reported to law enforcement	Required to be reported regardless of sanction	<i>Code of VA</i> §22.1-279.3:1(A)	
Drug Violations Schedule I & II Anabolic Steroid Marijuana Sale/Distribution	Unlawfully possessing with the intent to distribute, sell, or solicit any Schedule I or II drug, marijuana, or anabolic steroid. Links to the Drug Control Acts: http://leg1.state.va.us/cgi-bin/legp504.exe?000+cod+54.1-3446 (Schedule I) http://leg1.state.va.us/cgi-bin/legp504.exe?000+cod+54.1-3448 (Schedule II) http://leg1.state.va.us/cgi-bin/legp504.exe?000+cod+54.1-3466 (Definitions)	DR4 Required to be reported to law enforcement	Required to be reported regardless of sanction	BOE-PDS Policy <i>Code of VA</i> 8 §22.1-279.3:1(A) 8 VAC 20-560-10 SDFSCA Report 20 USC §7116 20 USC §7161 UMIRS	Sub-Categories Schedule I & II Drugs/ Marijuana/ Anabolic Steroid Sale/Distribution . DG3 – Schedule I & II Drug Sale/Dist. DG9 – Marijuana Sale/Distribution D19 – Anabolic Steroid Sale/Distribution DG6 – Synthetic marijuana sale and/or distribution

Drug Violations Schedule III-VI Use, Possession, Sale/Distribution, Paraphernalia Possession	Unlawfully using or possessing with the intent to distribute, selling or soliciting any controlled drug or narcotic substance not specified in previous drug categories. Having equipment (paraphernalia) for use in consuming illegal drugs in one's pocket, bag, car, or locker. Links to the Drug Control Acts:. http://leg1.state.va.us/cgi-bin/legp504.exe?000+cod+54.1-3450 (Schedule III) http://leg1.state.va.us/cgi-bin/legp504.exe?000+cod+54.1-3452 (Schedule IV) http://leg1.state.va.us/cgi-bin/legp504.exe?000+cod+54.1-3454 (Schedule V) http://leg1.state.va.us/cgi-bin/legp504.exe?000+cod+54.1-3455 (Schedule VI) http://leg1.state.va.us/cgi-bin/legp504.exe?000+cod+54.1-3466 (Definitions) http://leg1.state.va.us/cgi-bin/legp504.exe?000+cod+18.2-265.1 (Paraphernalia)	DR5 Required to be reported to law enforcement	Required to be reported regardless of sanction	<i>Code of VA</i> §22.1-279.3:1(A) 8 VAC 20-560-10 SDFSCA Report 20 USC §7116 20 USC §7161 UMIRS	<u>Sub-Categories</u> Schedule III-VI Drugs/Use/ Possession/ Sale/Distribution D10 – Other Drug Use/Overdose D11 – Other Drug Possession/ Paraphernalia Possession D12 – Other Drug Sale/Distribution
Drug Violations Over-the-Counter Use, Possession, Sale/Distribution	Unlawful use, distribution, sale, solicitation, purchase, possession, transportation, or importation of over-the-counter medication.	D4G D5G D6G	Required to be reported only if sanction is suspension or expulsion	SDFSCA Report UMIRS	<u>Sub-Categories</u> D4G – Over-the Counter Medicine/Use D5G – Over-the-Counter Medicine/Possession D6G – Over-the-Counter Medicine Sale/Distribution
Electronic Devices	Using electronic devices that are deemed inappropriate in an educational setting.	C1M C2M C3M	Required to be reported only if sanction is suspension or expulsion	SDFSCA Report UMIRS <i>Code of VA</i> §22.1-279.6(B)	<u>Sub-Categories</u> C1M – Beepers C2M – Cellular Telephones C3M – Electronic

					Devices
Extortion	Unlawfully obtaining or attempting to obtain something of value from another by compelling the other person to deliver it by the threat or eventual physical injury or other harm to that person or person's property.	EX1	Required to be reported only if sanction is suspension or expulsion	SDFSCA Report UMIRS <i>Code of VA</i> §18.2-59	<u>Sub-Categories</u> ET1 – Extortion ET2 – Attempted Extortion
Fighting With No Injury or Minor injury	Mutual participation in a fight involving physical violence, where there are no or minor injuries. These may include, but not be limited to, the following: scrape on body (e.g., knee, elbow, hand) or minor bruising.	FA2	Required to be reported regardless of sanction	8 VAC 20-131-270 SOA UMIRS	
Altercation/ confrontation	Confrontation, tussle, or verbal/physical aggression that does not result in injury.	F1T	Required to be reported only if sanction is suspension or expulsion	SDFSCA Report UMIRS	
Gambling	Making, placing, or receiving any bet or wager of money or other thing of value dependent upon the result of the game, contest, or any other event with an uncertain outcome.	G1B	Required to be reported only if sanction is suspension or expulsion	SDFSCA Report UMIRS <i>Code of VA</i> §18.2-325	
Gang Activity	Street gang means any ongoing organization, association, or group of three or more persons, whether formal or informal, that has as one of its primary objectives or activities to commit one or more criminal or non-criminal gang activities. This includes articles of clothing that symbolize association, rituals, or activities identified by groups of students.	GA1	Required to be reported only if sanction is suspension or expulsion	<i>Code of VA</i> §18.2-46.1-3 UMIRS	
Harassment, Non-sexual (Physical, Verbal,	Repeatedly annoying or attacking a student or a group of students or other personnel which creates an intimidating or hostile educational	HR1	Required to be reported regardless of	SDFSCA Report UMIRS	

or Psychological)	or work environment.		sanction		
Hazing	Committing an act or acts against a student or coercing a student to commit an act that creates risk of harm to a person in order to be initiated into a student organization or class.	H1Z	Required to be reported only if sanction is suspension or expulsion	SDFSCA Report UMIRS <i>Code of VA</i> §22.1-279(B) §18.2-56	
Homicide Against Staff With Firearm	Any death of a staff member resulting from the use of a firearm (other than accidentally self-inflicted or suicide).	HO1 Required to be reported to law enforcement	Required to be reported regardless of sanction	BOE-PDS Policy <i>Code of VA</i> §Title 18.2 §22.1-279.3:1(A) 8 VAC 20-560-10 8 VAC 20-131-270 SDFSCA Report 20 USC §711620 USC §7151 GFSA UMIRS	
Homicide Against Student With Firearm	Any death of a student resulting from the use of a firearm (other than accidentally self-inflicted or suicide).	HO2 Required to be reported to law enforcement	Required to be reported regardless of sanction	BOE-PDS Policy <i>Code of VA</i> §Title 18.2 8 VAC 20-560-10 8 VAC 20-131-270 SDFSCA Report 20 USC §7116 UMIRS	
Homicide Against Staff With Other Weapon	Any death of a staff member resulting from the use of a weapon (other than accidentally self-inflicted or suicide).	HO3 Required to be reported to law enforcement	Required to be reported regardless of sanction	BOE-PDS Policy <i>Code of VA</i> §Title 18.2 VAC 20-560-10 8 VAC 20-131-270 SDFSCA Report 20 USC §7116 UMIRS	

Homicide Against Student With Other Weapon	Any death of a student resulting from the use of a weapon (other than accidentally self-inflicted or suicide).	HO4 Required to be reported to law enforcement	Required to be reported regardless of sanction	BOE-PDS Policy <i>Code of VA</i> §Title 18.2 VAC 20-560-10 8 VAC 20-131-270 SDFSCA Report 20 USC §7116 UMIR	
Inciting a Riot	Unlawful use of force or violence that seriously jeopardizes the public safety, peace, or order. Three or more people acting together.	RT1	Required to be reported only if sanction is suspension or expulsion	SDFSCA Report UMIRS	<u>Sub-Categories</u> RG1 – Inciting a Riot RG2 – Attempting To Incite a Riot
Kidnapping	Unlawfully seizing, transporting, and/or detaining a person against his/her will, or a minor without the consent of his/her custodial parent(s) or legal guardian. This category includes hostage-taking.	KI1	Required to be reported regardless of sanction	BOE-PDS Policy <i>Code of VA</i> §18.2-47	
Other Violations	Violations that are inappropriate for school behavior.	S1V S2V S3V	Required to be reported only if sanction is suspension or expulsion	SDFSCA Report UMIRS	<u>Sub-Categories</u> S1V – Inappropriate Personal Property (i.e., Dress Code Violation) S2V – Misrepresentation (i.e., Lying, Cheating or Plagiarism) S3V – Other School Code of Conduct Violation Not Otherwise Included
Robbery	Taking, or attempting to take, anything of value owned by another person or organization under confrontational circumstances by force or threat of force or violence and/or by putting the victim in fear.	RO1	Required to be reported regardless of sanction	BOE-PDS Policy <i>Code of VA</i> §18.2-58 SDFSCA Report UMIRS	<u>Sub-Categories</u> Robbery (Using Force) RB1 – Actual Robbery RB2 – Attempted Robbery See also Burglary/ Theft

Stalking	Engaging in conduct directed at another person with the intent to place that person in reasonable fear of death, criminal sexual assault, or bodily injury.	ST1 Required to be reported to law enforcement	Required to be reported regardless of sanction	<i>Code of VA</i> §22.1-279.3:1 §18.2.60.3	
Sexual Harassment	Unwelcome sexual advances, requests for sexual favors, or other physical or verbal conduct or communication of a sexual nature, including gender-based harassment that creates an intimidating, hostile, or offensive educational or work environment	SX0	Required to be reported regardless of sanction	SDFSCA Report UMIRS	
Sexual Battery Against Staff	Sexual battery against a staff member involves an offensive or intentional threat, intimidation or ruse or physical helplessness of sexual abuse. Sexual battery is a Class I misdemeanor.	SB1 Required to be reported to law enforcement	Required to be reported regardless of sanction	<i>Code of VA</i> §18.2-67.4	
Sexual Battery Against Student	Sexual battery against a student member involves an offensive or intentional threat, intimidation or ruse or physical helplessness of sexual abuse. Sexual battery is a Class I misdemeanor.	SB2 Required to be reported to law enforcement	Required to be reported regardless of sanction	<i>Code of VA</i> §18.2-67.4	
Sexual Offenses Against Staff Forcible Assault	Sexual penetration (e.g., oral, anal, or vaginal) against a staff member without consent.	SX3 Required to be reported to law enforcement	Required to be reported regardless of sanction	BOE-PDS Policy <i>Code of VA</i> §Title 18.2 §22.1-279.3:1(A) 8 8 VAC 20-560-10 SDFSCA Report 20 USC §7116 UMIRS	
Sexual Offenses Against Student Forcible Assault	Sexual penetration (e.g., oral, anal, or vaginal) against a student without consent. This category also includes statutory rape that is defined as sexual penetration with or without the consent of a minor.	SX4 Required to be reported to law enforcement	Required to be reported regardless of sanction	BOE-PDS Policy <i>Code of VA</i> §Title 18.2 §22.1-279.3:1(A) 8 VAC 20-560-10 SDFSCA Report 20 USC §7116 UMIRS	
Sexual Offenses Against Staff	Attempted sexual penetration (e.g., oral, anal, or vaginal) against a staff member without consent.	SX5 Required to be reported to law	Required to be reported regardless of	BOE-PDS Policy <i>Code of VA</i> §Title 18.2	

Attempted Forcible Assault		enforcement	sanction	SDFSCA Report 20 USC §7116 UMIRS	
Sexual Offenses Against Student Attempted Forcible Assault	Attempted sexual penetration (e.g., oral, anal, or vaginal) against a student without consent, including statutory rape, or sexual penetration with or without the minor's consent.	SX6 Required to be reported to law enforcement	Required to be reported regardless of sanction	BOE-PDS Policy <i>Code of VA</i> §22.1-279.3:1(A) §Title 18.2 SDFSCA Report 20 USC §7116 UMIRS	
Sexual Offenses Without Force	Lewd behavior, indecent exposure that includes sexual intercourse, sexual contact, or other unlawful behavior or conduct intended to result in sexual gratification without force or threat. Consider age, developmentally appropriate behavior, and disability status before using this category.	SX7 Required to be reported to law enforcement	Required to be reported regardless of sanction	<i>Code of VA</i> §22.1-279.3:1(A) SDFSCA Report	
Sexual Offense Aggravated Sexual Battery	<p>Sexually abusing a victim less than thirteen years of age or accomplishing the act against the will of the victim by force, threat, intimidation, or through the use of the victim's mental incapacity or physical helplessness, and—the victim is at least thirteen but less than fifteen years of age, or the accused causes serious bodily or mental injury to the victim, or the accused uses or threatens to use a dangerous weapon.</p> <p>Sexual abuse means an act committed with the intent to sexually molest, arouse, or gratify any person where the accused intentionally touches the victim's intimate parts or material directly covering such intimate parts; the accused forces the victim to touch the victim's own or another person's intimate parts or material directly covering such intimate parts; or the accused forces another person to touch the victim's intimate parts or material directly covering such intimate parts.</p>	SX8 Required to be reported to law enforcement	Required to be reported regardless of sanction	BOE-PDS Policy <i>Code of VA</i> §22.1-279.3:1(A) §Title 18.2 SDFSCA Report 20 USC §7116 UMIRS	

Sexual Offense Offensive Touching Against Staff	Improper physical contact against a staff that is offensive, undesirable, and/or unwanted as determined by the victim.	SX1	Required to be reported regardless of sanction	<i>Code of VA</i> §22.1-279.3:1	Consensual touching (e.g., kissing, walking arm-in-arm) should not be reported even though such behavior may violate a local school policy. Consider age, developmentally appropriate behavior, and disability status before using this category.
Sexual Offense Offensive Touching Against Student	Improper physical contact against a student that is offensive, undesirable, and/or unwanted as determined by the victim.	SX2	Required to be reported regardless of sanction	<i>Code of VA</i> §22.1-279.3:1	Consensual touching (e.g., kissing, walking arm-in-arm) should not be reported even though such behavior may violate a local school policy. Consider age, developmentally appropriate behavior, and disability status before using this category.
School Threat Bomb Threat (Threat of Destruction or Harm)	Any threat (verbal, written, or electronic) by a person to bomb or use other substances or devices for the purpose of exploding, burning, causing damage to a school building or school property, or harming students or staff. Intentionally making a false report of potential harm from dangerous chemicals or biological agents.	BB1 Required to be reported to law enforcement	Required to be reported regardless of sanction	<i>Code of VA</i> §22.1-279.3:1(A) SDFSCA Report UMIRS	<u>Sub-Categories</u> BO1 – Bomb Threat BO2 - Chemical/ Biological Threat BO3 – Terrorist Threat BO4 – Setting off False Fire Alarm
Technology Use Violations/Use	Unauthorized violations of technology use according to the Acceptable Usage Policy.	T1C T2C T3C T4C	Required to be reported only if sanction is suspension or expulsion	<i>Code of VA</i> §22.1-279.6 SDFSCA Report UMIRS	<u>Sub-Categories</u> T1C – Unauthorized Use of Technology or Information

					<p>T2C - Causing/Attempting to Cause Damage to Computer Hardware, Software or Files</p> <p>T3C – Violations of Acceptable Usage Policy</p> <p>T4C – Violations of Internet Policy</p>
Threat/Intimidation Against Staff	Unlawfully placing a staff member in fear of bodily harm through physical, verbal, written or electronic threats which immediately creates fear of harm without displaying a weapon or subjecting the person to actual physical attack. Consider age, developmentally appropriate behavior, and disability status before using this category.	TI1 Required to be reported to law enforcement	Required to be reported regardless of sanction	<i>Code of VA</i> §18.2-60 SDFSCA Report UMIRS	Also see Harassment-Non Sexual/ Hazing/School Threat/ Bullying
Threat/Intimidation Against Student	Unlawfully placing a student in fear of bodily harm through physical, verbal, written or electronic threats which immediately creates fear of harm without displaying a weapon or subjecting the person to actual physical attack. Consider age, developmentally appropriate behavior, and disability status before using this category.	TI2	Required to be reported regardless of sanction	<i>Code of VA</i> §18.2-60 SDFSCA Report UMIRS	
Theft Offenses (No Force)	Unlawfully taking, carrying, leading, or riding away property from the possession of another person. May include pocket picking, purse snatching, theft from building, theft of electronic data, theft from motor vehicle, or from coin-operated machines.	TH1	Required to be reported only if sanction is suspension or expulsion	SDFSCA Report UMIRS	<p><u>Sub-Categories</u></p> <p>Theft Offenses (except motor vehicle)</p> <p>TF1- Theft of School Property</p> <p>TF2 -Theft of Staff Property</p> <p>TF3 - Theft of Student Property</p> <p>TF4 - Possession of Stolen Property</p>

Theft Offense of a Motor Vehicle	Unlawfully taking, carrying, leading, or riding away a motor vehicle or the attempted theft of a motor vehicle. This category includes theft of a car, truck, motorcycle, dune buggy, snowmobile, RV, or anything that is self-propelled.	TH2	Required to be reported only if sanction is suspension or expulsion	SDFSCA Report UMIRS	<u>Sub-Categories</u> Theft of a Motor Vehicle TF6 – Attempted Theft of Motor Vehicle
Tobacco Use Possession, Sale, Distribution	Possessing, using, distributing, or selling tobacco products, including smokeless tobacco, on school grounds, at school-sponsored events, and/or on school transportation.	TB1		SDFSCA Report UMIRS	<u>Sub-Categories</u> TC1 – Tobacco Use TC2 – Tobacco Possession TC3 – Tobacco Sales/Distribution
Electronic Cigarette	Possessing, using, distributing, or selling electronic cigarettes or paraphernalia, on school grounds, at school-sponsored events, and/or on school transportation	TB2	Required to be reported regardless of sanction	<i>Code of VA</i> §22.1-79.5	
Tobacco Paraphernalia	Bringing tobacco paraphernalia to school or to a school event.	T4B	Required to be reported only if sanction is suspension or expulsion	SDFSCA Report UMIRS	
Trespassing	Entering or remaining on a public school campus or school board facility without authorization or invitation and with no lawful purpose for entry, including students under suspension or expulsion and unauthorized persons who enter or remain on a campus or school board facility after being directed to leave.	TR1	Required to be reported only if sanction is suspension or expulsion	<i>Code of VA</i> §18.2-128 SDFSCA Report UMIRS	
Vandalism	Willfully and/or maliciously destroying, damaging or defacing public or private property without the consent of the owner or the person having custody or control of it. This category includes graffiti.	VA1	Required to be reported only if sanction is suspension or expulsion	<i>Code of VA</i> §18.2-128 SDFSCA Report UMIRS	<u>Sub-Categories</u> VN1 – Vandalism of School Property VN2 – Vandalism of Private Property VN3 – Graffiti
Weapon (1)	Possessing or bringing a handgun or pistol to school or to a school-sponsored event.	WP1 Required to be	Required to be reported	BOE-PDS Policy <i>Code of VA</i>	Automatic expulsion required. May be

Firearm Handgun/ Pistol		reported to law enforcement	regardless of sanction	§18.2-308.1 (B) §22.1-279.3:1(A) 8 VAC 20-560-10 8 VAC 20-131-260 GFSA 20 USC §7151 UMIRS	modified by LEA, in accordance with federal and state guidelines.
Weapon (2) Firearm Shotgun/ Rifle	Possessing or bringing a rifle/shotgun to school or a school-sponsored event.	WP2 Required to be reported to law enforcement	Required to be reported regardless of sanction	BOE-PDS Policy <i>Code of VA</i> §18.2-308.1 (B) §22.1-279.3:1(A) 8 VAC 20-560-10 8 VAC 20-131-260 GFSA 20 USC §7151 UMIRS	Automatic expulsion required. May be modified by LEA, in accordance with federal and state guidelines.
Weapon (3) Expels a Projectile	Possessing or bringing to school or a school- sponsored event any weapon designed to expel a projectile or that may readily be converted or modified manufactured guns to expel a projectile by the action of an explosive device.	WP4 Required to be reported to law enforcement	Required to be reported regardless of sanction	BOE-PDS Policy <i>Code of VA</i> §18.2-308.1 (B) 8 VAC 20-131-260 GFSA UMIRS	This definition does not include BB guns or pneumatic weapons. See WP0.
Weapon (4) Knife	Possessing or bringing to school or a school- sponsored event any sharp-edged instrument that is classified as a knife with a blade of three inches or more.	WP5 Required to be reported to law enforcement	Required to be reported regardless of sanction	BOE-PDS Policy 8 VAC 20-131-270 §22.1-279.3:1	
Weapon (5) Other Firearms	Possessing or bringing any other weapon that will, or is designed to, expel a projectile by the action of an explosive to school or a school event. This includes firearms not mentioned previously (operable or inoperable, loaded or unloaded) such as, but not limited to, a zip or starter gun.	WP8 Required to be reported to law enforcement	Required to be reported regardless of sanction	BOE-PDS Policy <i>Code of VA</i> §22.1-279.3:1(A) 8 VAC 20-560-10 8 VAC 20-131-260 GFSA 20 USC §7151 UMIRS	These definitions may include automatic weapons or semi- automatic weapons other than shotgun/rifle, or handgun, such as an XM8.
Weapon (6) Other Weapon	Possessing or bringing any weapon, instrument, or object that is designed to or may readily be converted to inflict harm on	WP9 Required to be reported to law	Required to be reported regardless of	8 VAC 20-131-270 <i>Code of VA</i> §18.2-308.1 (A)	

	another person to school or a school event. (i.e., golf club, baseball bat, chains, nunchakas, or billy club)	enforcement	sanction	UMIRS	
Pneumatic Weapon (BB Gun)	Possessing or bringing any pneumatic gun or rifle that is air powered to school or a school event. A pneumatic gun or rifle includes a BB, paint ball, or pellet gun.	WP0 Required to be reported to law enforcement	Required to be reported regardless of sanction	8 VAC20-121-260 <i>Code of VA</i> §15.2-915.4	
Possession of Explosive Device	Possessing or representing any weapon that explodes or is designed to or may readily be converted to explode.	WP6 Required to be reported to law enforcement	Required to be reported regardless of sanction	BOE-PDS Policy <i>Code of VA</i> §18.2-433.1 §22.1-279.3:1(A) 8 VAC 20-131-260 GFSA	
Use of Bomb or Explosive Device	Using any weapon that is designed to explode with the use of a triggering device or by a chemical reaction that causes an explosion.	WP7 Required to be reported to law enforcement	Required to be reported regardless of sanction	BOE-PDS Policy <i>Code of VA</i> §18.2-85 §18.2-433.1 §22.1-279.3:1(A) 8 VAC 20-131-260	
Possession of Ammunition	Possession of any type of ammunition. Ammunition means ammunition or cartridges, cases, primers, bullets, or propellant powder designed for use in any firearm.	W1P	Required to be reported only if sanction is suspension or expulsion	SDFSCA Report USC §18.921-17 UMIRS	W1P – Bringing Ammunition to School or School Event.
Weapon/ Look-alike	Any device that looks like a real gun or is a toy gun (i.e., water pistols). Category also includes look-alike weapons.	W3P	Required to be reported only if sanction is suspension or expulsion	SDFSCA Report UMIRS	
Weapon/ Chemical Substance	Possessing or bringing to school or a school-sponsored event any substance used as a weapon. The substance would include mace, tear gas, or pepper spray.	W2P	Required to be reported regardless of sanction	UMIRS	
Possible Weapons	Possessing knife less than three inches, razor blades, box cutters, fireworks, firecrackers, or bringing stink bombs to school or a school event.	W8P W9P	Required to be reported only if sanction is suspension or expulsion	SDFSCA Report UMIRS	W8P – Bringing Razor Blades/Box Cutters/ Less than 3 inch blade knife to School or

					School Events. W9P – Bringing Fireworks, Firecrackers, or Stink Bombs to School or School Event.
Possession of Taser Gun	Possessing or bringing any mechanism that is designed to emit an electronic, magnetic or another charge or shock through the use of a projectile and used for the purpose of temporarily incapacitating a person.	WT1	Required to be reported regardless of sanction	<i>Code of VA</i> § 18.2-308.1(A) § 22.1-277.07 SDFSCA Report	
Possession of Stun Gun	Possessing or bringing any mechanism that is designed to emit an electronic, magnetic or other charge that exceeds the equivalency of five milliamp 60 hertz shock and used for the purpose of temporarily incapacitating a person.	WS1	Required to be reported regardless of sanction	<i>Code of VA</i> § 18.2-308.1(A) § 22.1-277.07 SDFSCA Report	

*The disciplinary reporting requirements indicate if the offense is required by law to be reported to the Virginia Department of Education regardless of the disciplinary sanction or if the offense is in violation of the school code of conduct and must be reported if a student is suspended or expelled as required by the federal *Safe and Drug-Free and Communities Act (SDFSCA)*.

Appendix C. Offense Codes Used to Identify Persistently Dangerous Schools

The Virginia Board of Education has established thresholds of incidents per year that are used to identify a persistently dangerous school over a consecutive three-year period. The Board adopted the policy, including the process and criteria for identifying such schools, on April 29, 2003. See SUPT'S MEMO NO. 86 (Informational), May 9, 2003, www.doe.virginia.gov/VDOE/suptsmemos/2003/inf086.html.

Degree of Harm	Description of Crime	Offense Code	Points Per Incident
Category I	Homicide-Staff-Firearm	HO1	Automatic Caution
	Homicide-Student-Firearm	HO2	
	Homicide-Staff-Other Weapon	HO3	
	Homicide-Student-Other Weapon	HO4	
	Forcible Rape Against Student	SX4	
	Forcible Rape Against Staff	SX3	
	Use of a Bomb	WP7	
Category II	Assault Against Staff with Firearm or Weapon	BA1	Two Points
	Assault Against Student with Firearm or Weapon	BA3	
	Actual or Attempted Robbery	RO1	
	Kidnapping/Abduction	KI1	
	Malicious Wounding without a Weapon	BA5	
	Aggravated Sexual Assault on a Student	SX8	
Category III	Illegal Possession of:		One Point
	Handgun	WP1	
	Rifle or Shotgun	WP2	
	Any other Projectile Weapon	WP4	
	Bomb	WP6	
	Other Firearms	WP8	
	Illegal Distribution or Sale of Controlled Drugs and Substances with Intent to Distribute and Sell	DR4	

Appendix D. Superintendent's Memos

Superintendent's Memo #132-15



COMMONWEALTH of VIRGINIA Department of Education

May 22, 2015

TO: Division Superintendents

FROM: Steven R. Staples, Superintendent of Public Instruction

SUBJECT: Discipline, Crime, and Violence Report for School Year 2014-2015

The purpose of this memo is to provide information on the final submission of collected data on discipline, crime, and violence in public school divisions and regional centers/programs for the 2014-2015 school year. Data submitted must meet the following reporting requirements:

- *No Child Left Behind Act of 2001*
- *Regulations Establishing Standards for Accrediting Public Schools in Virginia* safety indicator for the School Report Card under 8 VAC 20-131
- *Annual Report on Discipline, Crime and Violence* in Section 22.1-279.3:1 of the *Code of Virginia*
- The *Individuals with Disabilities Education Act (IDEA)* report on suspensions and expulsions of students with disabilities
- Federal *Gun-Free Schools Act*
- Federal Office of Special Education Programs (OSEP)

Application and Data Submission:

The data collection process remains the same for 2014-2015. The data submitted will include the regular 2014-2015 school year and the data from summer school programs during summer 2014.

Although submission procedures and functionality remain the same for 2014-2015 as in previous years, the appearance of the application within the Single Sign-on for Web Systems (SSWS) portal has changed. Please refer to Superintendent's Memo #308-14, *2014-2015 Discipline, Crime, and Violence New Application and Data Submission Procedures*, for further information.

The closing date for submission for the regional centers/programs data is July 15, 2015. The school divisions cannot finalize their discipline, crime, and violence (DCV) data until regional

centers/programs have submitted their data to the divisions. The closing date for submission for school divisions is July 31, 2015. The submission window for the 2015-2016 DCV report will be opened on August 18, 2015.

School divisions and regional programs may submit as many times as necessary *prior* to the closing date and as long as the verification report has not been signed and submitted. After the submission window has locked and the verification report has been signed and submitted to the Virginia Department of Education (VDOE), the division superintendent must send a signed letter or e-mail to the Superintendent of Public Instruction requesting resubmission, stating the changes to be made, and the reason(s) for the changes. Please reference the *Comprehensive User Guide for Discipline, Crime, and Violence Data Collection and Submission* which can be downloaded from the following Web address:

http://www.doe.virginia.gov/info_management/data_collection/support/school_safety/discipline_crime_violence/resources/comprehensive_user_guide.pdf.

Additional information related to the data collection process can be downloaded from the Virginia Department of Education's Web site at <http://www.doe.virginia.gov/>. Users can select "Information Management" on the left side of the home page, and then select "Data Collection" on the right side of the page, and then select "Student & School Support" on the right side of the page. On the "Student & School Support" page, select "School Safety" in the middle of the screen to view all the documents pertaining to the *Annual Report for Discipline, Crime and Violence*. The Web address to access instructions for submission is:

http://www.doe.virginia.gov/info_management/data_collection/support/school_safety/index.shtml.

Questions regarding the submission of this report may be directed to Tara Mcdaniel via e-mail at tara.mcdaniel@doe.virginia.gov or by telephone to the Office of Special Education Program Improvement at (804) 786-6765.

SRS/TM

COMMONWEALTH OF VIRGINIA
DEPARTMENT OF EDUCATION
P.O. BOX 2120
RICHMOND, VIRGINIA 23218-2120

SUPTS. MEMO NO. 86
May 9, 2003

INFORMATIONAL

TO: Division Superintendents

FROM: Jo Lynne DeMary
Superintendent of Public Instruction

SUBJECT: Unsafe School Choice Option: Identification of Persistently Dangerous Schools

The federal *No Child Left Behind Act of 2001*, at Title IX, Section 9532 requires each state receiving funds from the act to establish and implement a statewide Unsafe School Choice Option Policy. Specifically, the requirement states:

SEC. 9532. UNSAFE SCHOOL CHOICE OPTION

(a) UNSAFE SCHOOL CHOICE POLICY- Each State receiving funds under this Act shall establish and implement a statewide policy requiring that a student attending a persistently dangerous public elementary school or secondary school, as determined by the State in consultation with a representative sample of local educational agencies, or who becomes a victim of a violent criminal offense, as determined by State law, while in or on the grounds of a public elementary school or secondary school that the student attends, be allowed to attend a safe public elementary school or secondary school within the local educational agency, including a public charter school.

(b) CERTIFICATION- As a condition of receiving funds under this Act, a State shall certify in writing to the Secretary that the State is in compliance with this section.

The Virginia Board of Education's statewide policy, adopted May 23, 2002, on students attending a persistently dangerous public elementary school or secondary school or becoming victims of a violent criminal offense while in or on the grounds of a public elementary school or secondary school, is to provide those students with the opportunity to attend a safe public elementary school or secondary school within the local educational agency.

The Board of Education on March 26, 2003, reviewed a proposal for the procedure and criteria to identify persistently dangerous schools. On April 18, Informational Superintendent's Memorandum No. 65 provided a copy of this proposal, called *Persistently Dangerous Schools, Identification Process and Criteria under the No Child Left Behind Act of 2001*.

At its April 29, 2003, meeting, the Board approved the proposal with minor editorial changes and the addition of criteria that become effective with the 2003-2004 school year.

The approved plan contains the following changes:

- The terms for some incidents have been changed to align with the definitions for these offenses provided in the 2002-2003 *Annual Report on Discipline, Crime, and Violence*. Specifically, the terms “rape and attempted rape” have been replaced with “sexual assault offenses.”
- Effective with the 2003-2004 school year, three incidents have been added to the criteria: “aggravated sexual battery,” “malicious wounding without a weapon,” and “illegal possession of controlled drugs and substances with intent to sell or distribute.”

The process for identifying schools remains the same as described in the proposal, with the use of data on incidents to be applied as follows:

Data collected for the 1999-2000 school year and reported in the *Annual Report on Discipline, Crime, and Violence* will be used as baseline data for determining whether there are persistently dangerous schools. Since the schools must be identified for the first time by July of 2003, the first round of school identification will use available data on reported incidents from the 1999-2000, 2000-2001, and 2001-2002 annual reports. These incidents include homicide, sexual assault offenses, and use of a bomb or explosive device; assault with a firearm or other weapon, actual and attempted robbery, and kidnapping/abduction; and illegal possession of a handgun, rifle/shotgun, projectile weapon, bomb, or other firearms.

Beginning with the school year 2003-2004, the *Annual Report on Discipline, Crime and Violence* will be modified to add certain incidents that are felonies and to clarify definitions of these incidents for separate reporting of their occurrence. These incidents are “malicious wounding without a weapon,” “aggravated sexual battery,” and “illegal possession of controlled drugs and substances with intent to distribute or sell.” The crimes will be added to the criteria for identification of persistently dangerous schools when the data are collected for the report.

The Virginia Board of Education’s established thresholds of incidents per year will be used to identify a persistently dangerous school over a consecutive three-year period. A copy of the approved plan is attached.

Data provided by school divisions for the *Annual Report on Discipline, Crime, and Violence* for the past three years is currently being reviewed. Should your division have a school that is identified as being “Cautioned,” “On Probation,” or “Persistently Dangerous,” you will be contacted prior to June 30, 2003.

Questions may be directed to Arlene Cundiff, coordinator, safe and drug-free schools program, 804-225-2871 or (acundiff@mail.vak12ed.edu).

JLD/ADC/saj
Attachment

<http://www.pen.k12.va.us/VDOE/suptsmemos/2003/inf086a.pdf>

COMMONWEALTH OF VIRGINIA
DEPARTMENT OF EDUCATION
P.O. BOX 2120
RICHMOND, VIRGINIA 23218-2120

SUPTS. MEMO NO. 51

September 24, 2004

ADMINISTRATIVE

TO: Division Superintendents

FROM: Jo Lynne DeMary
Superintendent of Public Instruction

SUBJECT: Persistently Dangerous Schools: Notification Procedure for Category I
Incidents

The federal *No Child Left Behind Act of 2001*, Title IX, Section 9532, requires each state receiving funds under the act to establish and implement a statewide Unsafe School Choice Option Policy. Specifically, the requirement states:

SEC. 9532. UNSAFE SCHOOL CHOICE OPTION

(a) UNSAFE SCHOOL CHOICE POLICY- Each state receiving funds under this Act shall establish and implement a statewide policy requiring that a student attending a persistently dangerous public elementary school or secondary school, as determined by the State in consultation with a representative sample of local educational agencies, or who becomes a victim of a violent criminal offense, as determined by State law, while in or on the grounds of a public elementary school or secondary school that the student attends, be allowed to attend a safe public elementary school or secondary school within the local educational agency, including a public charter school.

The purpose of this memo is to provide information about a revised reporting process to be followed related to the identification of persistently dangerous schools required by *NCLB 2001*. On April 29, 2003, the State Board of Education approved the *Process and Criteria for Identification of Persistently Dangerous Schools*. This information was provided to school divisions under SUPTS. MEMO NO. 86, May 9, 2003.

The approved plan establishes three categories of offenses and assigns either an absolute threshold or point value to each category. Schools accumulate points when these incidents occur. Each school has a point threshold for Category II and III offenses that when exceeded, places the school in either a cautioned, probationary, or persistently dangerous status. For Category I offenses, no points are assigned. A minimum of one incident in this category per school year, regardless of school size, exceeds the threshold for that year.

Category I incidents include homicide, sexual assault offenses, and the use of a bomb or explosive device. Category II incidents include assault with a firearm or other weapon, malicious wounding without a weapon, actual and attempted robbery, aggravated sexual battery, and kidnapping/abduction. Category III incidents include illegal possession of controlled drugs and substances with intent to sell or distribute and illegal possession of a handgun, rifle/shotgun, projectile weapon, bomb or other firearms.

Discipline, crime, and violence data are reported to the Department of Education at the conclusion of the school year. For example, the 2003-04 school year data are required to be reported no later than September 2004 (Reference SUPTS. MEMO NO. 58, October 24, 2003). Consequently, reporting this information is always a year behind the current school year. Because of this time delay in reporting, there is a new process for school divisions to report any Category I offenses when they occur in order to immediately identify a school when it becomes cautioned, on probation, or persistently dangerous because of the incident.

Category I offenses are to be reported within 10 working days to the Department of Education after occurrence. The reports may be made from the departments Discipline, Crime, and Violence reporting website at

<http://www.pen.k12.va.us/VDOE/Publications/Discipline/datacoll/2003-2004/03coll.html>

This Web page will provide the link to the notification form that will be completed by the school division within 10 days after a Category I offense occurs. A copy of the form is included as Attachment A.

The division superintendent will be notified by the State Superintendent of Public Instruction that an identified school within the division will receive a written notification of its status for a period of one year from the date of the incident. In keeping with the procedures originally outlined in SUPTS. MEMO NO. 86, the school must develop or review its corrective action plan (CAP) to increase safety in the school environment and to reduce the number of incidents. The plan also must include the periodic review of school crime and violence data through the year by school officials. The CAP will be due to the Department of Education within 20 working days from the date of the original incident.

The reporting process will still include the discipline, crime, and violence reports that are sent to the Department of Education. The new procedure does not change the reporting process that takes place at the end of the school year.

Questions regarding the submission of this report may be directed by e-mail to: discipln@pen.k12.va.us or to Joyce Martin at 804-225-2966.

JLD/AJC/jjm

Attachment

/administrators/superintendents_memos/2004/adm051a.pdf

COMMONWEALTH OF VIRGINIA
DEPARTMENT OF EDUCATION
P.O. BOX 2120
RICHMOND, VIRGINIA 23218-2120

SUPTS. MEMO NO. 52
December 21, 2006

ADMINISTRATIVE

TO: Division Superintendents

FROM: Billy K. Cannaday, Jr.
Superintendent of Public Instruction

SUBJECT: *2006-2007 Discipline, Crime, and Violence Report* Collection of New
In-School Suspension Data for Special Education Students

The purpose of this memo is to provide administrative guidance for collecting new data on in-school suspensions for special education students for the 2006-2007 school year. Training regarding this requirement was provided to school division staff who work with the *Discipline, Crime, and Violence Report* through eight regional workshops and two meetings of the SASI Users Group during the fall.

The data are being requested because of new reporting requirements imposed by the Office of Special Education Programs (OSEP), United States Department of Education. Specifically, data must be reported for children with disabilities subject to disciplinary removal for the school year 2006-2007.

In-school suspension is defined as those instances in which a child is temporarily removed from his/her regular classroom(s) for disciplinary purposes but remains under the direct supervision of school personnel. Direct supervision means school personnel are physically in the same location as the students under their supervision.

We ask that school divisions begin collecting new in-school suspension data for special education students starting January 1, 2007, or as soon thereafter as is feasible. In-school suspensions must be reported even if there were no reportable offenses. The sanction code of 01 will be used for reporting in-school suspension. The number of days of the in-school suspension must also be reported. A half day in-school suspension will be reported as one day.

An addendum to the *Discipline, Crime, and Violence Comprehensive User Guide* includes specific information about the new reporting requirements. The addendum may be accessed at <http://www.doe.virginia.gov/VDOE/Publications/Discipline/datacoll/2006-2007/06coll.html>.

Questions regarding this new federal reporting requirement may be directed to Paul Raskopf at (804) 225-2080 or by e-mail at paul.raskopf@doe.virginia.gov. Other questions regarding submission of this report may be directed to Joyce Martin at (804) 225-2966, or by e-mail at discipln@doe.virginia.gov.

BKCIJr/ADC/jjm

Appendix E. Cross Walk For Offense Code Extractions

Offense Codes

Column 1--Mandatory codes: represent the offense codes that must be reported regardless of sanction and extracted by VDOE for reporting purposes.

Column 2-- Non-mandatory codes represent offense codes to be reported by school divisions with sanctions 01, 02, 03, 04, 05, 06 and extracted by VDOE with sanctions 02, 03, 04, 05, 06.

NOTE: The 01's are extracted for special education reporting.

Legend for sanctions: 01 = half day or more of in-school suspension for special education
 02 = 1-10 days out of school suspension
 03 = 11-364 days out of school suspension
 04 = 365 days out of school expulsion
 05 = Special Education 1-45 days –weapon, drugs and violent assault.
 06 = Special Education VA Supreme Court

		Column 1	Column 2
Offense Term	Offense Code	Offense Codes regardless of sanction to be reported by school divisions and extracted regardless of sanction by VDOE	Offense Codes to be reported by school divisions with 01, 2,3,4,5,6 sanctions and extracted by VDOE
Attendance	A1T		✓
Alcohol-AC1,AC2, AC3	AL1	✓	
Arson	AR1		✓
Battery Against Staff/with Weapon	BA1	✓	
Battery Against Staff	BA2	✓	
Battery Against Student/with Weapon	BA3	✓	
Battery Against Student	BA4	✓	
Malicious Wounding	BA5	✓	
Assault/Battery w/o Injury	BA6	✓	
School Threat	BB1	✓	
Breaking and Entering	BR1		✓
Bullying	BU1	✓	
Cyber Bullying	BU2	✓	
Beepers	C1M		✓
Cellular Phones	C2M		✓
Electronic Devices	C3M		✓
Disrespect	D1C		✓
Defiance	D2C		✓
Disruptive Demonstration	D3C		✓

		Column 1	Column 2
Offense Term	Offense Code	Offense Codes regardless of sanction to be reported by school divisions and extracted regardless of sanction by VDOE	Offense Codes to be reported by school divisions with 01, 2,3,4,5,6 sanctions and extracted by VDOE
Obscene/Disruptive Literature	D4C		✓
Over the Counter Med/Use	D4G		✓
Classroom Disruption	D5C		✓
Possession of over the Counter Medicine	D5G		✓
Obscene language/gestures	D6C		✓
Sale/Distribution of over the Counter Medicine	D6G		✓
Minor Insubordination	D8C		✓
Possession of Inhalants	D15	✓	
Use of Inhalants	D16	✓	
Use and Possession of Synthetic Marijuana	DG5	✓	
Distribution or sale of Synthetic Marijuana	DG6	✓	
Possession and Use of Schedule I & II Drugs- DG1,DG2,DG7,DG8,D20,	DR1	✓	
Possession and Use of Look-alike Drugs- D17	DR2	✓	
Theft and Attempted Theft of Prescription Drugs	DR3	✓	
Sale and Distribution of Schedule I & II Drugs, Steroid, and Marijuana- DG3,DG9,D19	DR4	✓	
Use, Possession and Distribution of Drug Paraphernalia- D10,D11,D12	DR5	✓	
Extortion-ET1, ET2	EX1		✓
Altercation	F1T		✓
Fighting w/o Injury	FA2	✓	
Gambling	G1B		✓
Gang Activity	GA1		✓

		Column 1	Column 2
Offense Term	Offense Code	Offense Codes regardless of sanction to be reported by school divisions and extracted regardless of sanction by VDOE	Offense Codes to be reported by school divisions with 01, 2,3,4,5,6 sanctions and extracted by VDOE
Hazing	H1Z		✓
Harassment	HR1	✓	
Homicide	HO1,2,3,4	✓	
Kidnapping	KI1	✓	
Robbery Using Force- RB1, RB2	RO1	✓	
Inciting a Riot	RT1		✓
Inappropriate Personal Property	S1V		✓
Misrepresentation	S2V		✓
Other School Violations	S3V		✓
Sexual Battery/Staff	SB1	✓	
Sexual Battery/Student	SB2	✓	
Stalking	ST1	✓	
Sexual Harassment	SX0	✓	
Offensive Sexual Touching/Staff	SX1	✓	
Offensive Sexual Touching/Student	SX2	✓	
Sexual Assault Staff	SX3	✓	
Sexual Assault Student	SX4	✓	
Attempted Sexual Assault Staff	SX5	✓	
Attempted Sexual Assault Student	SX6	✓	
Sexual Offense without Force (<i>*May or may not have victim count.</i>)	SX7	✓	
Aggravated Sexual Battery	SX8	✓	
Unauthorized Use of Technology	T1C		✓
Causing Damage to computer	T2C		✓
Violation of Acceptable Use Policy	T3C		✓
Bringing Tobacco Paraphernalia to School	T4B		✓

		Column 1	Column 2
Offense Term	Offense Code	Offense Codes regardless of sanction to be reported by school divisions and extracted regardless of sanction by VDOE	Offense Codes to be reported by school divisions with 01, 2,3,4,5,6 sanctions and extracted by VDOE
Violation of the Internet Policy	T4C		✓
Tobacco Products	TB1	✓	
Electronic Cigarette	TB2		
Theft-TF1,2,3,4	TH1		✓
Theft of a Motor Vehicle-TF6	TH2		✓
Threat of Staff	TI1	✓	
Threat of Student	TI2	✓	
Trespassing	TR1		✓
Vandalism	VA1		✓
Possession of a Toy or Look-alike Gun	W3P		✓
Possession of Razor Blades, Box Cutters, knife (less than 3 inches)	W8P		✓
Possession of Fireworks	W9P		✓
Possession of Chemical Substance	W2P	✓	
Possession of a BB Gun	WP0	✓	
Possession of a Handgun	WP1	✓	
Possession of a Shotgun/Rifle	WP2	✓	
Possession of Weapon that Expels a Projectile	WP4	✓	
Possession of Knife More Than Three Inches	WP5	✓	
Possession of Explosive Device	WP6	✓	
Use of a Bomb	WP7	✓	
Possession of Other Firearm	WP8	✓	
Possession of Other Weapon	WP9	✓	
Possession of Stun gun	WS1	✓	
Possession of Taser	WT1	✓	
Possession of Ammunition	W1P		✓

Appendix F. Related Documents and Information Resources

Related Documents

Laws, policies, and publications cited related to discipline, crime, and violence reporting can be accessed from the following sources:

State and Federal Laws

Code of Virginia – Searchable database of *Code of Virginia*

<http://leg1.state.va.us/lis.htm>

Gun-Free Schools Act of 1994

<http://www.ed.gov/legislation/ESEA/sec14601.html>

No Child Left Behind Act of 2001

<http://www.ed.gov/ESSA 2015/landing.jhtml>

Virginia Superintendent's Memos

Discipline, Crime, and Violence Report for School Year 2014-2015

See SUPT'S. MEMO NO. 132-15, May 22, 2015

2014-2015 Discipline, Crime, and Violence Report

http://www.doe.virginia.gov/administrators/superintendents_memos/2015/132-15.shtml

Virginia's Unsafe School Choice Option: Persistently Dangerous Schools Identification Process and Criteria.

See SUPT'S. MEMO NO. 86 (Informational), May 9, 2003

http://www.doe.virginia.gov/administrators/superintendents_memos/2003/inf086.html

Persistently Dangerous Schools: Notification Procedure for Category I Incidents

See SUPT'S. MEMO NO. 51, September 24, 2004

http://www.doe.virginia.gov/administrators/superintendents_memos/2004/adm051.html

2006-2007 Discipline, Crime, and Violence Report: Collection of New In-School Suspension Data for Special Education Students.

See SUPT'S. MEMO NO. 52 (Administrative), December 21, 2006.

http://www.doe.virginia.gov/administrators/superintendents_memos/2006/adm052.html

Virginia's Safe Schools Information Resource (SSIR)

The SSIR is a Web-based reporting tool that allows users to display school-safety data at the state, division and school levels. SSIR supports prevention, program planning and management while increasing public access to school-safety data.

SSIR Web site:

<https://p1pe.doe.virginia.gov/pti/>

SSIR User Guide:

<https://p1pe.doe.virginia.gov/pti/>

Other Key Publications

Virginia Student Code of Conduct Guidelines

http://www.doe.virginia.gov/boe/guidance/safety/student_conduct.pdf

U.S. Department of Education, National Center for Education Statistics, National Forum on Education Statistics. *Safety in Numbers: Collecting and Using Incident Data to Make a Difference in Schools*, NCES 2002-312. Washington, DC: 2002.

Available online at <http://nced.ed.gov>

U.S. Department of Education, Institute of Education Sciences. (December 2007). *Indicators of School Crime and Safety*, NCES 2008-021. Washington, DC. Available online at:

<http://nces.ed.gov/programs/crimeindicators/crimeindicators2007/>